

Information Paper Series

Rebasing of Singapore Manufactured Products and Domestic Supply Price Indices (2018=100)

information paper
on
prices statistics

**REBASING OF
SINGAPORE MANUFACTURED PRODUCTS AND
DOMESTIC SUPPLY PRICE INDICES
(Base Year 2018=100)**

Singapore Department of Statistics
March 2019

Papers in this Information Paper Series are intended to inform and clarify conceptual and methodological changes and improvements in official statistics. The views expressed are based on the latest methodological developments in the international statistical community. Statistical estimates presented in the papers are based on new or revised official statistics compiled from the best available data. Comments and suggestions are welcome.

Please direct enquiries on this information paper to:

Producer Price Indices Section
Singapore Department of Statistics
Tel: 63327161
Email: info@singstat.gov.sg

Application for the copyright owner's written permission to reproduce any part of this publication should be addressed to the Chief Statistician and emailed to the above address.

Our Vision

National Statistical Service of Quality, Integrity and Expertise

Our Mission

We deliver Insightful Statistics and Trusted Statistical Services that
Empower Decision Making

Our Guiding Principles

Professionalism & Expertise	<i>We adhere to professional ethics and develop statistical competency to produce quality statistics that comply with international concepts and best practices.</i>
Relevance & Reliability	<i>We produce statistics that users need and trust.</i>
Accessibility	<i>We facilitate ease of access to our statistics through user-friendly platforms.</i>
Confidentiality	<i>We protect the confidentiality of individual information collected by us.</i>
Timeliness	<i>We disseminate statistics at the earliest possible date while maintaining data quality.</i>
Innovation	<i>We constantly seek ways to improve our processes, leveraging on new technology, to deliver better products and services to users.</i>
Collaboration	<i>We engage users on data needs, data providers and respondents on supply of data, and undertake the role of national statistical coordination.</i>
Effectiveness	<i>We optimise resource utilisation, leveraging on administrative and alternative data sources to ease respondent burden.</i>

CONTENTS

I	Introduction	1
II	Index Methodology	1
	Index Structure and Classification	
	Index Computation	
	Linking of Historical Series Across Different Base Years	
III	Items and Products Selection	3
	Preliminary Survey of Manufacturers	
	Price Collection Surveys for 2018 Base Prices	
	Final Selection of Products and Coverage	
IV	Comparison of Weighting Patterns and Price Trends	5
	Singapore Manufactured Products Price Index	
	Domestic Supply Price index	
V	Dissemination of Data	12

APPENDIX

I	Index Computation Method	14
II	Number of Indices by Commodity Division, Group and Item Level	16
IIIA	Weights of Singapore Manufactured Products Price Index at Commodity Section and Group Level	17
IIIB	Weights of Domestic Supply Price Index at Commodity Section and Group Level	24
IV	Singapore Manufactured Products and Domestic Supply Price Indices (2018=100)	35

REBASING OF SINGAPORE MANUFACTURED PRODUCTS AND DOMESTIC SUPPLY PRICE INDICES (Base Year 2018 = 100)

I INTRODUCTION

The Department of Statistics (DOS) has rebased the Singapore Manufactured Products Price Index (SMPPI) and Domestic Supply Price Index (DSPI) from the base year of 2012 to 2018. The rebasing exercise is conducted periodically to ensure that the ‘baskets’ of commodities remain representative of changing production and domestic supply patterns.

The SMPPI measures the changes in the prices of goods produced by manufacturers in Singapore for sale in the domestic and international markets. It is used as a price deflator of manufacturing output in the compilation of the monthly Index of Industrial Production. The DSPI monitors the price changes of locally manufactured goods and imports which are retained for use in the domestic economy. It gives an indication of the price trends of goods used in the domestic economy.

This information paper provides details on the rebasing of the SMPPI and DSPI to reference year 2018. In addition, this paper compares the weighting patterns and trends of the 2018-based price indices with those of the 2012-based series.

II METHODOLOGY

Index Structure and Classification

The index structure of the SMPPI and DSPI is in accordance with the Standard International Trade Classification, Revision 4.1 (SITC Rev 4.1)¹. Figure 1 illustrates the structure of the SMPPI. The lowest level comprises the brand prices of the manufactured products. The indices at 7-digit commodity item level together with the attached weights form the elementary aggregates, from which the indices at 3-digit group level, 2-digit division level, 1-digit section level and lastly the overall SMPPI are built up.

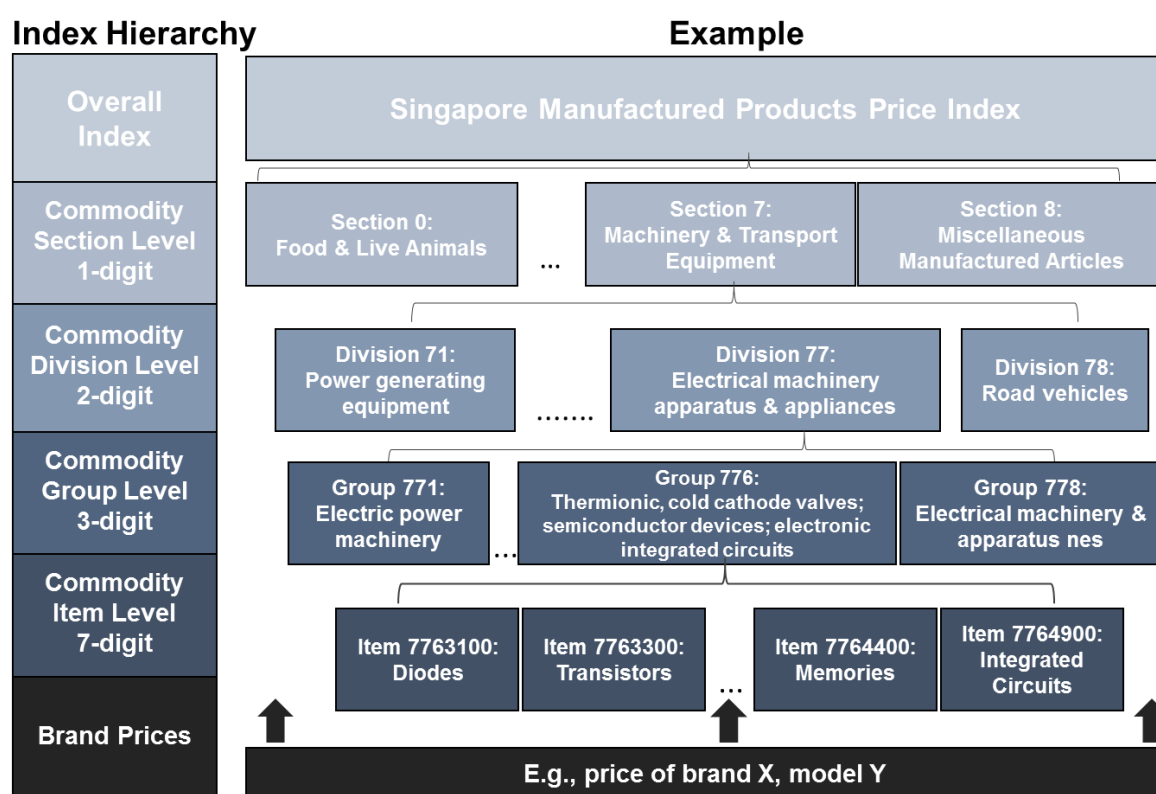
The DSPI is a composite index of the Import Price Index (IPI) and SMPPI. The index structure of the DSPI is similar to the SMPPI, except that the most disaggregated level for the DSPI is at the commodity item level.

¹ The Standard International Trade Classification is a product classification of the United Nations used for publication of external trade statistics (export and import values and volumes of goods), allowing for international comparisons of commodities and manufactured goods. Information on the SITC v4.1 can be found at: www.stats.un.org/unsd/trade/sitcrev4.htm.

Weights Determination

The SMPPI and DSPI baskets contain selected commodity items which are representative of the production and domestic supply patterns of Singapore. The weights for the SMPPI, at the 1-digit, 2-digit, 3-digit and 7-digit level SITC are derived from the 2017 Census of Manufacturing Activities². At the brand level, equal weights are assigned for the individual brands within the elementary aggregates (sub-indices at 7-digit commodity item level).

Figure 1: Index Structure of SMPPI



For the DSPI, the weights are based on the domestic supply of goods from external source, which is the retained imports, and local source which is the domestic production sales. “Retained imports” refer to the values of imports less re-exports in 2017 while “domestic production sales” refer to total sales of local producers less the portion of exports in 2017. The DSPI is derived from the price relatives of IPI and SMPPI at commodity item level together with the respective attached weights of “retained imports” and “domestic production sales”.

Index Computation

The 2018-based series is compiled using the modified Laspeyres formula where the weight reference period of 2017 preceded the price reference period of 2018. For the SMPPI, the elementary aggregates are the geometric means of the price relatives of the commodity brands. Price indices at the higher levels of aggregation for both the SMPPI and DSPI are then progressively built up from the arithmetic means of the weighted sub-indices at 3-digit

² Source: Singapore Economic Development Board.

group level, 2-digit division level, 1-digit section level to the overall index. Details on the index computation of the SMPPI and DSPI are shown in Appendix I.

Linking of Historical Series Across Different Base Years

The price indices prior to 2018 are linked to the new series by re-scaling them to the new base year 2018 level. The linking is obtained through the following mathematical procedure:

$$\text{Linked (2018-based) Index} = \text{2012-Based Index} \times \text{Linked Coefficient}$$

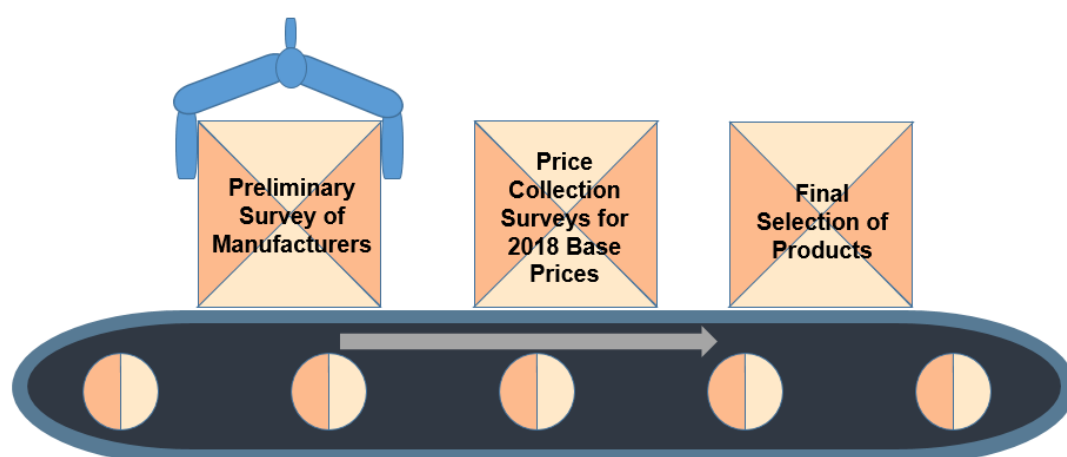
where the Linked Coefficient is the ratio of the annual 2018-based index in 2018 to the annual 2012-based index in 2018.

Example:

Annual 2018-based Index in 2018	= 100
Annual 2012-based Index in 2018	= 108
Linked Coefficient	= $100/108 = 0.926$
Thus, if a 2012-based Index in January 2017	= 111
Then the 2018-based Index in January 2017	= $111 \times 0.926 = 102.9$

III ITEMS AND PRODUCTS SELECTION

During the rebasing exercise, the products included in the SMPPI basket were reviewed and updated through the following processes:



Preliminary Survey of Manufacturers

The preliminary survey of manufacturers was initiated to collect characteristics of the commodity items produced by manufacturers, such as detailed information on the list of products, models or brands. The survey returns were used to shortlist the manufacturers and the commodity brands for subsequent price collections.

(i) Sampling Method

The initial sampling frame for the preliminary survey of manufacturers was the list of local producers from the 2016 Census of Manufacturing Activities. Purposive sampling was adopted in the 2018 rebasing exercise. The purposive sampling method ensured that commodity items that were significant were selected for the basket of the rebased SMPPI. This method reduced the overall sample sizes of manufacturers without compromising the quality of the price indices compiled.

The SITC 7-digit commodity items were chosen based on production shares and the relationships between price movements within the various categories of products. The purposive sampling method involved progressive selections of SITC codes from the upper to the lowest levels of the SITC. The first step was to compile the weights at the 1-digit, 2-digit, 3-digit and 7-digit SITC. Within each commodity section starting from 1-digit SITC, the corresponding 2-digit SITCs with relatively significant weights were selected from the sample. This process was repeated consecutively at the 2-digit, 3-digit and 7-digit SITCs. This approach ensured that only commodity items or 7-digit SITC codes which had significant contributions to the higher level SITCs were selected.

The major manufacturers for each of the commodity items selected were then identified to take part in the preliminary survey to collect detailed product, model or brand specifications for subsequent product selections and price collections. Approximately 1,000 manufacturers were selected to participate in the preliminary survey for SMPPI.

(ii) Preliminary Survey

The respondents were requested to provide detailed specifications/descriptions of their key products for each commodity item stated in their customised survey forms. Information such as the brand, grade, size-measurement, type of packaging and other distinguishing features, frequency of production and unit of measurement were collected. Prices of manufactured products were quoted in ex-factory³ terms.

(iii) Selection of Manufacturers, Commodity Items and Products

The survey returns were reviewed, and where necessary, verified with the respondents to ensure that the products provided were within the scope of the selected commodity items. The selection of respondents and products for price collection was based on the following criteria:

- a) There should be regular and frequent production of the commodity items;
- b) Item descriptions should be specific and sufficiently detailed for pricing;
- c) Selected products should constitute a significant share of the manufacturers' production.

Price Collection Surveys for 2018 Base Prices

After completing the preliminary survey, price surveys were then conducted at regular intervals to collect prices for the selected products from the manufacturers for the compilation of the base year price indices.

³ An ex-factory price is where the seller makes goods available to the buyer at the seller's factory, and the buyer is responsible for paying for them to be transported to where they are needed.

Selected manufacturers received customised survey forms with pre-printed descriptions of the selected commodity products, models or brands, as well as the previously provided prices of these items. These respondents then provided the latest prices for the products as at the 15th of each month, or the nearest date.

Prices obtained were checked to ensure their reasonableness, consistency and accuracy. At compilation, all prices quoted in foreign currencies were converted into Singapore dollar using the prevailing average monthly exchange rates published by the Monetary Authority of Singapore. The prices of the selected products were monitored over a 12-month period. Products which could not be priced regularly or had volatile price trends were either removed or replaced.

Final Selection of Products and Coverage

A total of 444 manufacturers were surveyed every month, from which 1,071 prices were collected for the compilation of 247 commodity items in the SMPPI (Figure 2).

Figure 2: Monthly Price Survey Coverage

	 Establishments Covered	 Commodity Items	 Prices Selected
Singapore Manufactured Products Price Index	444	247	1,071

As a composite price index of SMPPI and IPI, the DSPI is compiled from 158 commodity items from the SMPPI and 457 commodity items from the IPI. More information on the number of commodity divisions, groups and items for SMPPI and DSPI, is provided in Appendix II. The weights for the 2018 indices at the commodity section and group levels are presented for SMPPI and DSPI in Appendices IIIA and IIIB respectively.

IV COMPARISON OF WEIGHTING PATTERNS AND PRICE TRENDS

Singapore Manufactured Products Price Index

Figure 3 illustrates the weights distribution of the 2018-based SMPPI. The Machinery & Transport Equipment and Chemicals & Chemical Products sections constituted more than 70 per cent of the weights distribution.

Table 1 lists and compares the rank order and differences in the 2018-based and 2012-based SMPPI weights. The rank order for the top six commodity sections with the highest weights share remained the same. The weights share for the Crude Materials (Excluding Fuels) section, which had the lowest contribution in 2012, moved up two rank orders to the seventh in the 2018-based index, followed by the Beverages & Tobacco and Animal & Vegetable Oils, Fats & Waxes sections.

Figure 3: Weights of the 2018-based SMPPI

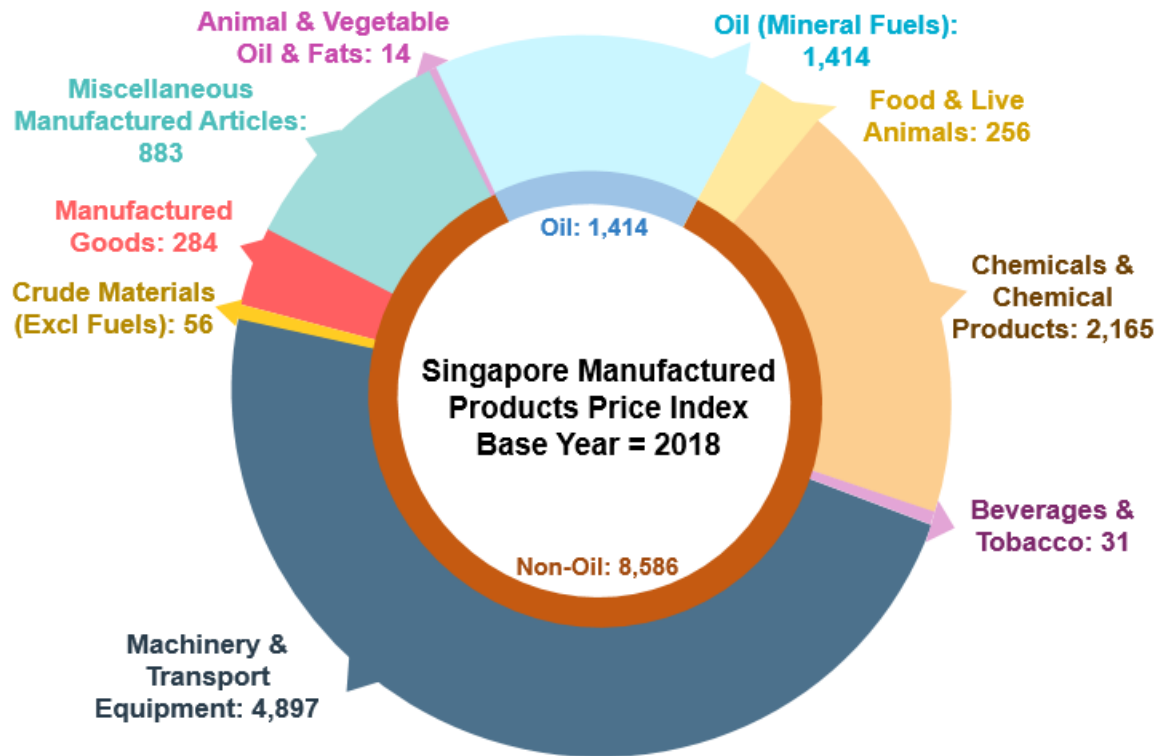


Table 1: Weights Comparison and Rank Order of 2018-based and 2012-based SMPPI

Commodity Section	2018 Weights	2012 Weights	Difference	2018 Rank	2012 Rank
Machinery & Transport Equipment	4,897	3,900	+997	1	1
Chemicals & Chemical Products	2,165	2,335	-170	2	2
Oil (Mineral Fuels)	1,414	2,218	-804	3	3
Miscellaneous Manufactured Articles	883	753	+130	4	4
Manufactured Goods	284	439	-155	5	5
Food & Live Animals	256	266	-10	6	6
Crude Materials (Excl Fuels)	56	7	+49	7	9
Beverages & Tobacco	31	54	-23	8	7
Animal & Vegetable Oils, Fats & Waxes	14	28	-14	9	8

Figure 4 ranks the commodity sections based on the weights differences across the two base years. Having the largest weights share in the 2012-based index, the Machinery & Transport Equipment Section gained a further 10.0 percentage points in the 2018-based series. This was due to higher contributions from electrical machinery apparatus and appliances such as integrated circuits, wafers and office machines.

On the other hand, the Oil (Mineral Fuels) section dipped 8.0 percentage points, due to the fall in relative weights share of petroleum and petroleum related products, such as diesel fuel and power kerosene. This was followed by the Chemicals & Chemical Products section, which declined 1.7 percentage points.

Figure 4: Difference in Weights between 2018-based and 2012-based SMPPI

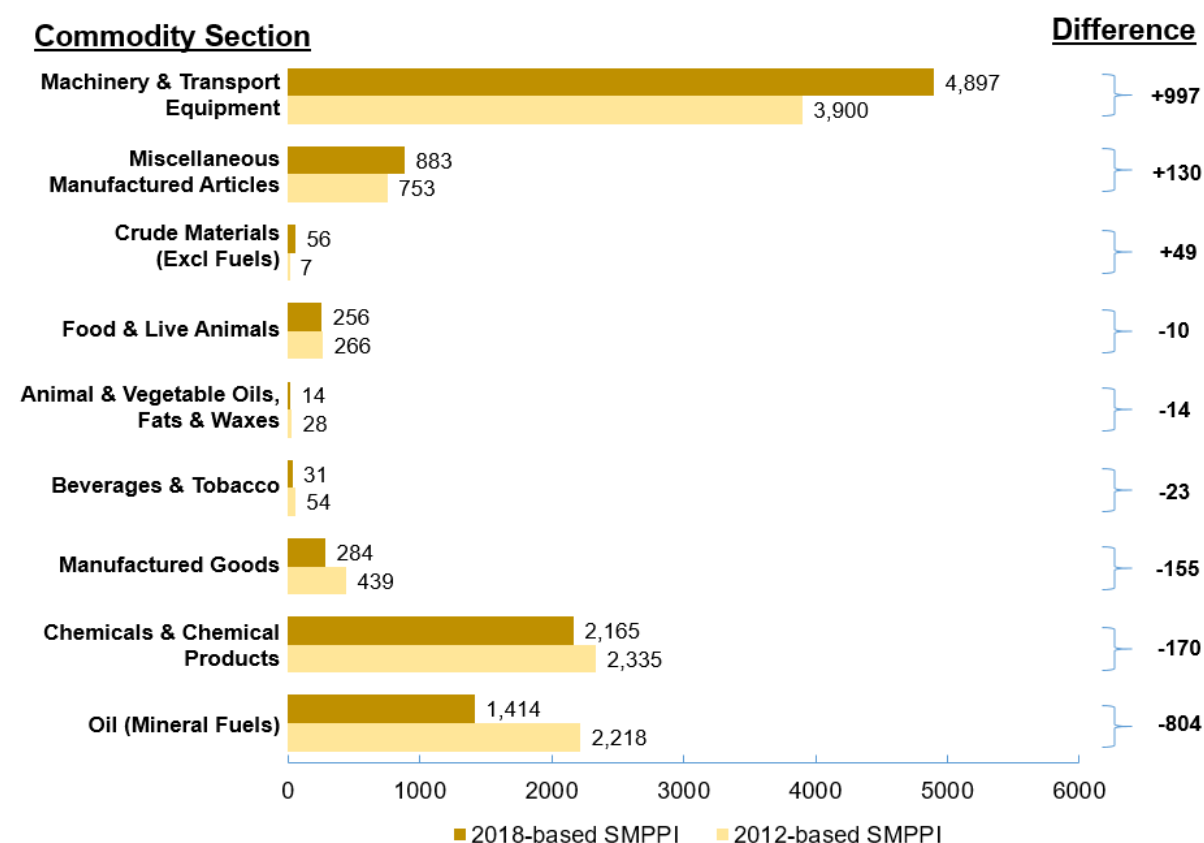
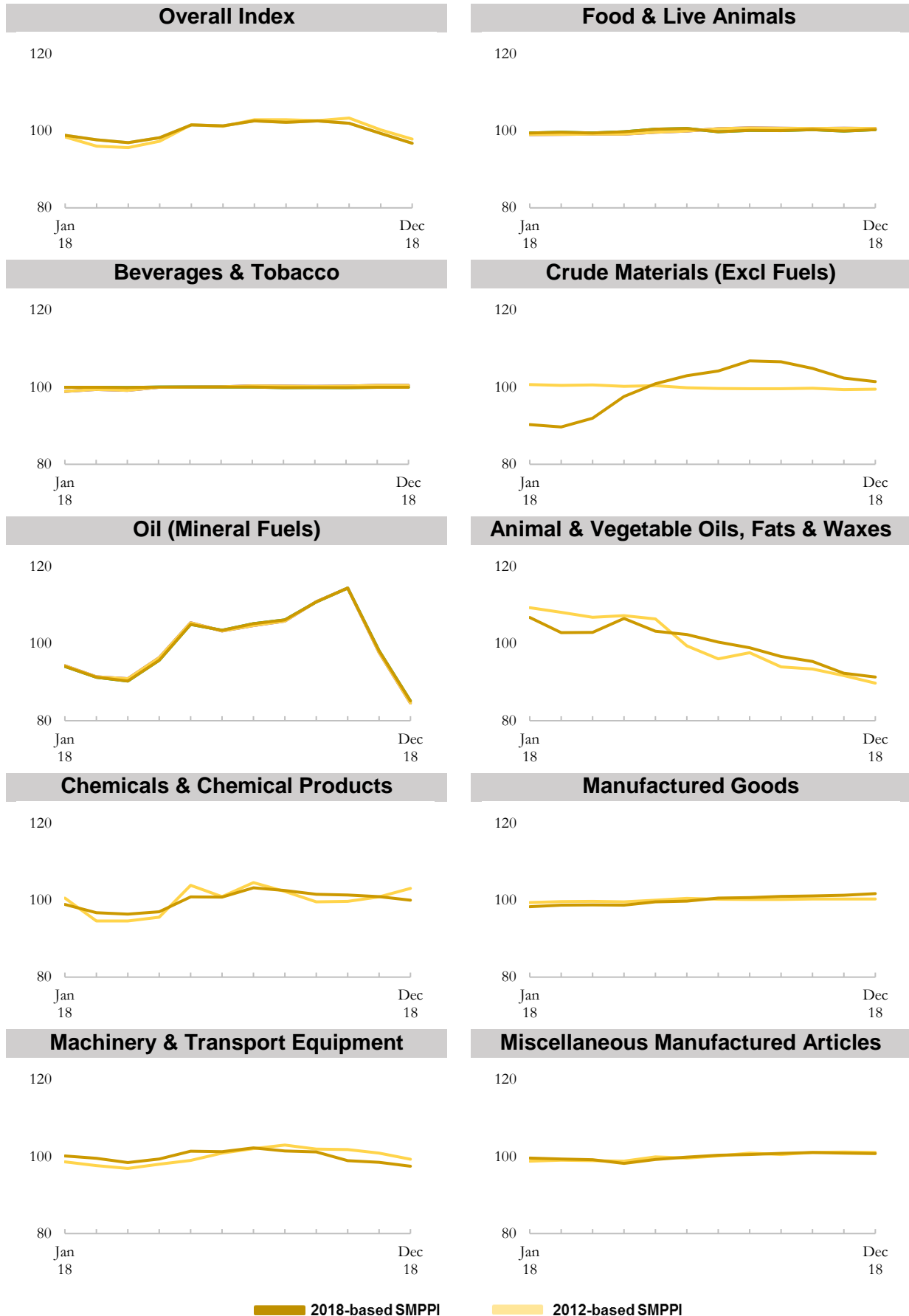


Figure 5 compares the price trends of the 2018-based and 2012-based SMPPIs by commodity section from January to December of 2018, the overlap period between the two series. The price trends of the overall index for both base years generally moved in tandem, with slight differences in magnitude. This can be attributed to the Machinery & Transport Equipment and Chemicals & Chemical Products sections, which have relatively large weights.

The 2018-based and 2012-based Machinery & Transport Equipment sections generally moved in the same direction. Slight differences can be attributed to changes in the basket of products, coupled with changes in the weights composition, which saw electronic products such as integrated circuits taking on relatively higher weights in the new basket. For the Chemicals and Chemical Products section, the differences were due to changes in the composition and product mix of pharmaceutical products, plastics and medicaments, with a significant number of new products incorporated in the rebased basket.

Although the price trends of the Crude Materials and Animal & Vegetable Oils, Waxes & Fats sections displayed deviations across the base years, the impact on the overall indices were insignificant due to their small weights.

Figure 5: 2018-based and 2012-based SMPPI from January to December 2018



Domestic Supply Price Index

The weights distribution of the 2018-based DSPI is shown in Figure 6. The Machinery & Transport Equipment and Oils (Mineral Fuels) sections comprised more than 70 per cent of the weights distribution.

Figure 6: Weights of the 2018-based DSPI

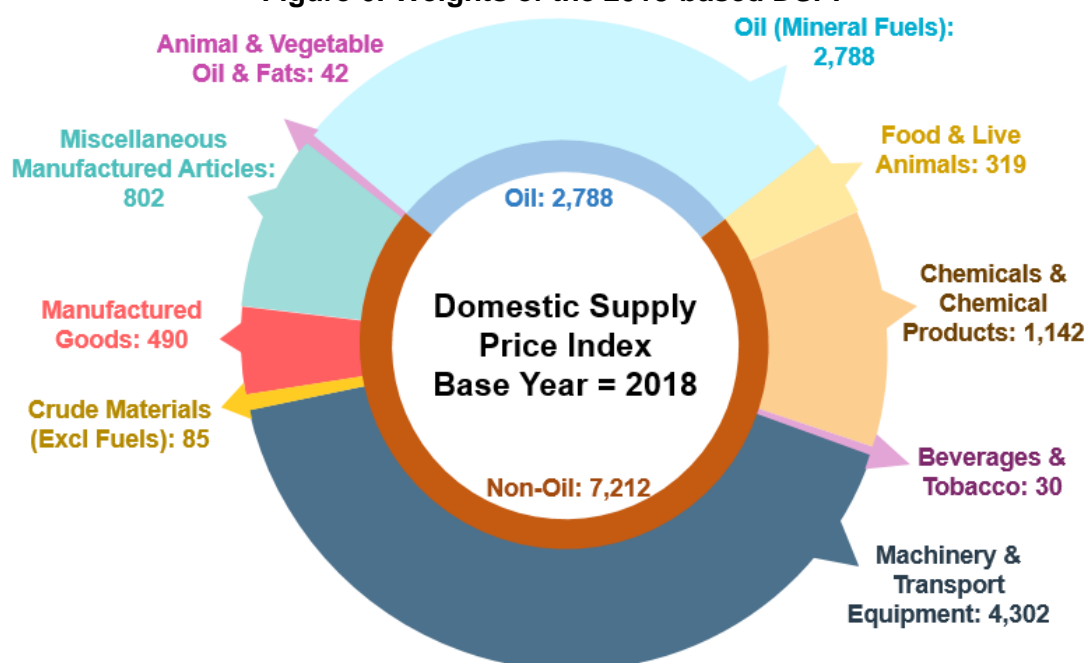


Table 2 lists and compares the rank order and differences in the 2018-based and 2012-based DSPI weights. The Machinery & Transport Equipment section, which was the second highest contributor in 2012, displaced the Oil (Mineral Fuels) section to become the highest contributor in the 2018-based index. The rank order for the remaining sections remained the same across the two base years.

Table 2: Weights Comparison and Rank Order of 2018-based and 2012-based DSPI

Commodity Section	2018 Weights	2012 Weights	Difference	2018 Rank	2012 Rank
Machinery & Transport Equipment	4,302	3,229	+1,073	1	2
Oil (Mineral Fuels)	2,788	3,700	-912	2	1
Chemicals & Chemical Products	1,142	1,181	-39	3	3
Miscellaneous Manufactured Articles	802	748	+54	4	4
Manufactured Goods	490	668	-178	5	5
Food & Live Animals	319	327	-8	6	6
Crude Materials (Excl Fuels)	85	59	+26	7	7
Animal & Vegetable Oils, Fats & Waxes	42	44	-2	8	8
Beverages & Tobacco	30	44	-14	9	8

Figure 7 ranks the commodity sections based on the weights differences across the two base years. The Machinery & Transport Equipment section rose 10.7 percentage points, from 32.3 percent in the 2012-based series to 43.0 percent in the 2018-based series, boosted by a larger share of electronics, from products such as integrated circuits.

In contrast, the Oil (Mineral Fuels) section fell 9.1 percentage points, dragged down by reduced retained imports of crude petroleum and diesel fuel. This was followed by the Manufactured Goods section, which declined 1.8 percentage points.

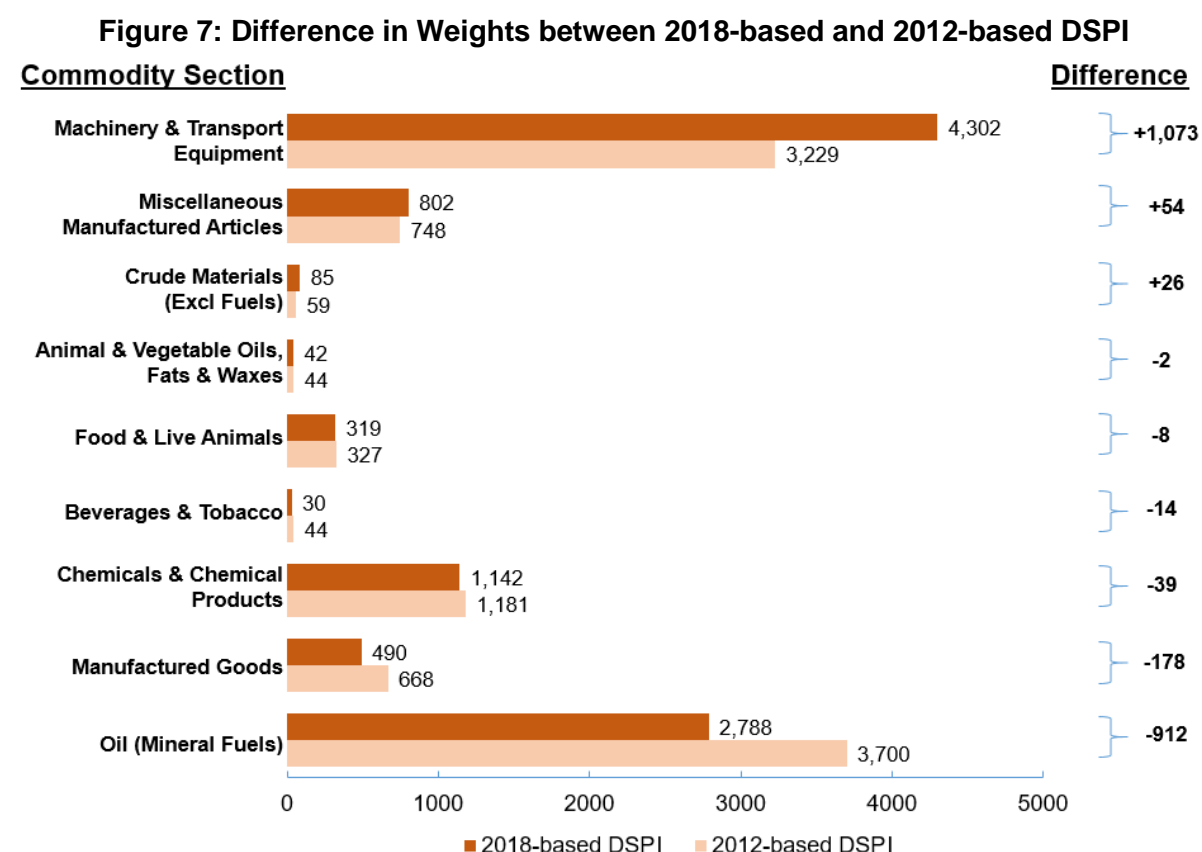
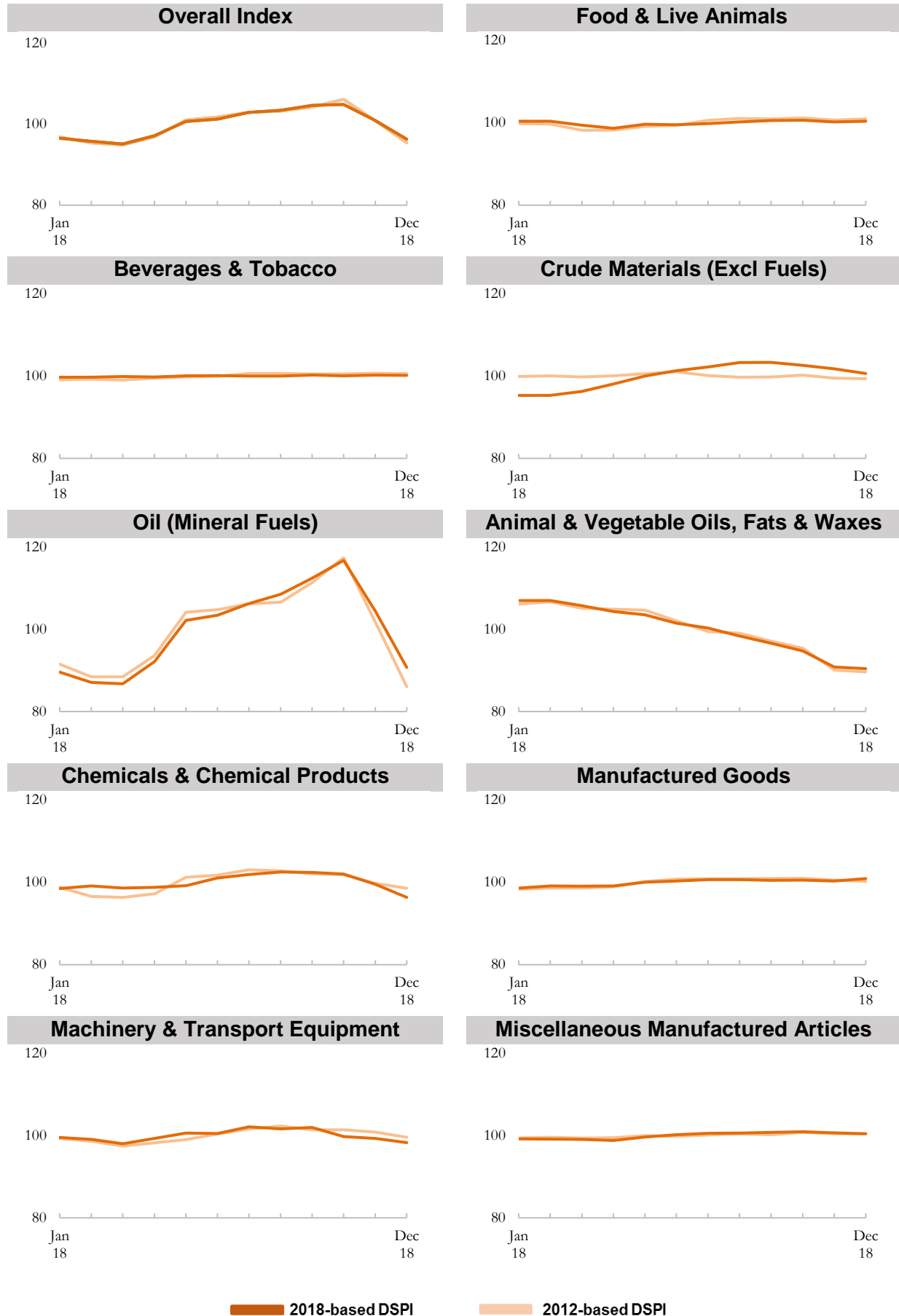


Figure 8 compares the price trends of the 2018-based and 2012-based DSPIs by commodity section from January to December of 2018, the overlap period between the two series. The overall DSPI price trends of the two base years were similar, with slight differences in magnitude. This can be attributed to the Machinery & Transport Equipment and Oil (Mineral Fuels) sections, which have relatively large weights.

The Machinery & Transport Equipment sections of the DSPI and SMPPI generally moved in tandem as domestic production sales contributed to the majority of the section's weights. Similarly, the Oil (Mineral Fuels) section of the DSPI, which comprised mostly of retained imports, mirrored the trend exhibited by the IPI.

The price trends of the other commodity sections were generally comparable, except for the Crude Materials section. Nonetheless, the impact from Crude Materials on the overall DSPIs were insignificant due to its small weight.

Figure 8: 2018-based and 2012-based DSPI from January to December 2018



V DISSEMINATION OF DATA

A monthly report on the SMPPI and DSPI is released on the Singstat Website (www.singstat.gov.sg) on the 29th day after the reference month. The SMPPI and DSPI are also published in the Yearbook of Statistics.

SINGAPORE DEPARTMENT OF STATISTICS
MARCH 2019

APPENDIX

APPENDIX I:

Index Computation Method

Computation of SMPPI

- 1 The 2018-based is compiled using the 'modified Laspeyres' formula where the weight reference period of 2017 precedes the price reference period of 2018.
- 2 The price indices are built up progressively from the commodity brand to the item, group, division, section and overall levels. The price relative at the commodity brand level provides the basic level for the compilation of higher level (or more aggregated) indices.
- 3 The geometric means of these basic price relatives are obtained to form indices at the commodity item level. The weighted average of the price indices at the commodity item level is then used to form price indices at the group level. The process is repeated to obtain higher level indices including the division, section and overall price indices. The Laspeyres formula used for index computation is presented below:

Price Index at Commodity Brand Level: $I_{it} = P_{it}/P_{i0} \times 100$

Where, I_{it} = price relative of i-th commodity brand in period t relative to base period

P_{it} = price of i-th commodity brand in period t

P_{i0} = price of i-th commodity brand in the base period

Price Index at Commodity Item Level: $I_{jt} = \prod(I_{ijt})^{1/N}$

Where, I_{jt} = the price relative of the j-th commodity item in period t

N = the number of commodity brands within the j-th commodity item

Price Index at Commodity Group Level: $I_{kt} = \sum W_j \times I_{jt}$

Where, I_{kt} = the price relative of the k-th commodity group in period t

W_j = the relative weight of the j-th commodity item

$\sum W_j = 1$

Price Index at Commodity Division Level: $I_{mt} = \sum W_k \times I_{kt}$

Where, I_{mt} = price relative of the m-th commodity division in period t

W_k = the relative weight of the k-th commodity group

$\sum W_k = 1$

Price Index at Commodity Section Level: $I_{rt} = \sum W_m \times I_{mt}$

Where, I_{rt} = price relative of the r-th commodity section in period t

W_m = the relative weight of the m-th commodity division

$\sum W_m = 1$

Price Index at Overall Level: $I_t = \sum W_r \times I_{rt}$

Where, I_t = price index in period t

W_r = the relative weight of the r-th commodity section

$\sum W_r = 1$

Computation of DSPI

4 In computing the DSPI, it is necessary to compute its price relative at the commodity item (7-digit SITC) level. The price relative for a commodity item, D_{it} , in the DSPI is computed as follows:

$$D_{it} = k_i S_{it} + (1 - k_i) M_{it}$$

where

k_i is the proportion of supply of the i -th item from local source;

S_{it} is the price relative of the i -th item from the SMPPI (local component) for period t ;
and

M_{it} is the price relative of the i -th item from the IPI (imported component) for period t .

5 Once the commodity item price relative for the DSPI is computed, the various price indices at higher aggregated levels can be computed as in the SMPPI.

APPENDIX II:

Number of Indices at Commodity Division, Group and Item Level (2018=100)

Commodity Section	Commodity Division	Commodity Group	Commodity Item
Singapore Manufactured Products Price Index	44	91	247
Oil ⁴	2	3	9
Non-oil	42	88	238
Food & Live Animals	8	14	39
Beverages & Tobacco	1	2	6
Crude Materials (excl fuels)	4	4	4
Animal & Vegetable Oils, Fats & Waxes	1	2	7
Chemicals & Chemical Products	8	18	52
Manufactured Goods	7	17	46
Machinery & Transport Equipment	8	22	58
Miscellaneous Manufactured Articles	5	9	26
Domestic Supply Price Index	53	155	545
Oil ⁴	2	5	13
Non-oil	51	150	532
Food & Live Animals	10	27	103
Beverages & Tobacco	2	3	9
Crude Materials (excl fuels)	6	7	13
Animal & Vegetable Oils, Fats & Waxes	1	2	10
Chemicals & Chemical Products	8	26	130
Manufactured Goods	8	33	116
Machinery & Transport Equipment	8	32	85
Miscellaneous Manufactured Articles	8	20	66

⁴ Comprises Mineral Fuels Section

APPENDIX IIIA:

Singapore Manufactured Products Price Index Weights at Section and Group Levels (2018=100)

Section/Group	Weight	Section/Group	Weight
FOOD & LIVE ANIMALS	256	Cocoa	14
		Cocoa powder	
Meat & Edible Meat Offal, Fresh, Chilled Or Frozen	15	Cocoa butter fat & oil	
Pork		Chocolate & Other Food Preparations	11
Chicken, whole		Dark chocolates	
Duck, whole		Milk chocolates	
Meat & Edible Meat Offal, Prepared Or Preserved Nes	5	Spices	2
Sausages		Feeding Stuff For Animals	6
Offal or blood of swine		Bran sharps	
Milk & Cream	15	Feed supplements for animal feeding	
Skimmed milk powder		Edible Products & Preparations Nes	135
Full cream milk powder		Soya sauce	
Yogurt		Condiments & seasonings	
Fish, Crustaceans & Molluscs	5	Soups & broths preparations	
Fish ball, fish cake		Instant noodles	
Wheat Flour	4	Food preparations for infants	
Cereal & Flour Preparations	38	Protein concentrates	
Vermicelli		Non-alcoholic preparations for making beverages	
Uncooked pasta		BEVERAGES & TOBACCO	31
Biscuits sweetened without cocoa		Non-Alcoholic Beverages Nes	8
Pastries		Mineral water	
Cakes		Non-carbonated drinks	
Mixes & doughs		Sparkling mineral & aerated waters flavoured	
Fruit, Preserved, & Fruit Preparations	2	Non-carbonated drinks	
Edible nuts, prepared or preserved		Alcoholic Beverages	24
Fruits & Vegetable Juices	1	Stout & porter	
Coffee & Coffee Substitutes	1	Beer & ale	
Coffee, roasted, ground			
Coffee, roasted, unground			

SMPPi: All Items Weights = 10,000

Section/Group	Weight	Section/Group	Weight
CRUDE MATERIALS (EXCL FUELS)	56	Refined sunflower seed or safflower oil	
		Refined maize oil & its fractions	
Synthetic Rubber; Reclaimed Rubber; Waste, Parings & Scrap Of Unhardened Rubber	50	Refined rape colza or mustard oil & fractions	
		Sesame (sesamum) oil & its fractions	
Wood, Simply Worked, & Railway Sleepers Of Wood	1	Fixed Vegetable Fats & Oils, Crude, Refined Or Fractionated, Other Than Soft	11
Non-coniferous, continuously shaped wood		Refined palm oil & its fractions	
		Refined coconut oil & its fractions	
Stone, Sand & Gravel	2	CHEMICALS & CHEMICAL PRODUCTS	2165
Marble travertine ecaussine & other calcareous, monumental or building stone			
Non-Ferrous Base Metal Waste & Scrap Nes	4	Hydrocarbons Nes & Their Halogenated, Sulphonated, Nitrated Or Nitrosated Derivatives	451
Copper waste & scrap		Ethylene	
		Propene (propylene)	
MINERAL FUELS, LUBRICANTS & RELATED MATERIALS	1414	Butylene	
		Benzene	
Petroleum Oils & Oils Obtained From Bituminous Minerals	1344	Xylene	
Motor spirits, ron 90-97		Cumene	
Naphtha			
High speed diesel fuel (gas oil)		Carboxylic Acids & Their Anhydrides, Halides, Peroxides & Peroxyacids	90
Diesel fuel & fuel oils		Acetic acid	
Lubricating oils		Esters of acetic acid	
Power kerosene		Methacrylic acid & its salts & esters	
		Saturated acyclic monocarboxylic acids & their derivatives	
Residual Petroleum Products Nes, & Related Materials	42	Unsaturated acyclic monocarboxylic acids & their derivatives	
Petroleum bitumen & bituminous minerals			
Bituminous mixtures based on natural asphalt		Organo-Inorganic Compounds, Heterocyclic Compounds, Nucleic Acids & Their Salts	344
Petroleum Gases & Other Gaseous Hydrocarbons Nes	28	Other Organic Chemicals	127
Liquified Petroleum Gas		Ether-alcohols & their derivatives	
		Aldehydes	
		Acetone	
ANIMAL & VEGETABLE OILS FATS & WAXES	14	Inorganic Chemical Elements, Oxides & Halogen Salts	40
Fixed Vegetable Fats & Oils, 'Soft', Crude, Refined Or Fractionated	3	Oxygen	
Refined soya bean oil		Nitrogen	

SMPPI: All Items Weights = 10,000

Section/Group	Weight	Section/Group	Weight
Hydrogen & rare gases		Polyacetals, Other Polyethers & Epoxide Resins, In Primary Forms	43
Silicon dioxide		Polyethers	
Other inorganic oxygen compounds of non-metals		Epoxide resins	
		Polycarbonates	
Pigments, Paints, Varnishes & Related Materials	22	Polyesters	
Printing ink, black		Other Plastics, In Primary Forms	144
Printing ink, others		Polypropylene	
Other paints in aqueous medium		Polyamides	
Ships' bottom composition & anti-fouling paints		Phenolic resins	
Organic composite solvents & thinners nes		Polyurethanes	
Medicaments Incl Veterinary Medicaments	232	Tubes, Pipes & Hoses, & Fittings Of Plastics	2
Animal health products		Tubes, pipes & hoses	
Medicaments packed for retail		Plates, Sheets, Film, Foil & Strip, Of Plastics	33
Vaccines for human & veterinary medicine		Plates, sheets, film, foil, tape strip & other flat shapes self-adhesives of plastics	
Human blood; animal blood prepared for therapeutic prophylactic or diagnostic uses		Other plates sheets film foil & strip of plastics	
Essential Oils, Perfume & Flavour Materials	53	Starches, Inulin & Wheat Gluten; Albuminoidal Substances; Glues	5
Odoriferous preparations for food or drink industries		Adhesives	
Mixtures of odoriferous substances		Prepared Additives & Lubricating Preparations	98
Perfumery, Cosmetic Or Toilet Preparations	28	Additives for lubricating oils	
Perfumes & toilet waters		Miscellaneous Chemical Products Nes	217
Make-up preparations			
Perfuming or deodorizing preparations			
Soap, Cleansing & Polishing Preparations	53	MANUFACTURED GOODS	284
Organic surface-active agents		Articles Of Rubber Nes	23
Polymers Of Ethylene, In Primary Forms	185	Articles of unhardened non-cellular vulcanized rubber	
Polyethylene with a specific gravity under 0.94		Veneers, Plywood, Particle Board, & Other Wood, Worked Nes	1
Polyethylene with a specific gravity over 0.94		Medium density fibreboard	

SMPP: All Items Weights = 10,000

Section/Group	Weight	Section/Group	Weight
Wood Manufactures Nes	7	Tubes, pipes & hollow profiles of iron or steel	
Packing cases boxes crates drums & similar packings			
Pallets box pallets & other load boards		Copper	18
Doors & their frames		Copper plates sheets & strip of a thickness over 0.15mm of copper alloys	
Articles Of Paper & Paperboard	34	Copper foil of a thickness (excl any backing) under 0.15mm	
Cartons boxes of corrugated paper			
Envelopes		Aluminium	2
Registers, account-books, notebooks ,order books & receipt books		Aluminium bars rods & profiles	
Sanitary towels & tampons of paper or cellulose wadding		Aluminium wire	
Adhesive paper in rolls		Aluminium foil of a thickness (excl any backing) under 0.2mm	
Mineral Manufactures Nes	43	Structures & Parts Of Structures Nes, Of Iron, Steel Or Aluminium	43
Natural or artificial abrasive powder or grain on a base of other materials			
Articles of plaster		Metal Containers For Storage Or Transport	15
Building blocks & bricks tiles flagstones & similar articles		Reservoirs tanks vats & similar containers for any material (excl compressed or liquefied gas) of iron steel	
Glass	3	Tanks, casks, drums, cans, boxes of iron or steel	
Safety glass consisting of toughened (tempered)			
Safety glass consisting of laminated glass		Wire Products	7
Thin sheets, webs, mats, mattresses, boards & similar products of glass		Stranded wire, ropes, cables, plaited bands, skins & the like of iron or steel, not electrically insulated.	
Iron & Steel Bars, Rods, Angles, Shapes & Sections Incl Sheet Piling	49	Cloth grill netting & fencing of iron or steel wire	
Bars & rods hot-rolled in irregularly wound coils of iron or non-alloy steel containing indentations ribs grooves		Nails, Screws, Nuts, Bolts & Rivets	4
Bars & rods of iron or non-alloy steel not further worked than hot-rolled hot-drawn or hot-extruded containing deformations produced during the rolling process		Screw	
Bars & rods of stainless steel		Bolts & nuts	
Tubes, Pipes & Hollow Profiles Of Iron Or Steel	5	Tools For Use In The Hand Or In Machines	6
Tubes, pipes, hollow profiles welded of circular cross-section		Rock-drilling or earth-boring tools	
		Dies for machine tools	
		Drills interchangeable for hand or machine tools	
		Interchangeable tools for hand tools	
		Household Equipment Of Base Metal Nes	2

SMPPI: All Items Weights = 10,000

Section/Group	Weight	Section/Group	Weight
Household articles & parts thereof of iron or steel		Work holders	
Statuettes & other ornaments of base metal; photograph picture or similar frames of base metal		Parts & accessories suitable for use with machine tools	
Manufactures Of Base Metal Nes	23	Pumps For Liquids & Parts	14
Mountings & fittings		Pumps fitted or designed to be fitted with a measuring device	
Springs & leaves for springs of iron or steel		Pumps for liquids	
Sign-plates, name-plates and address-plates & similar plates		Parts of pumps	
Articles of iron or steel		Pumps Excl Pumps For Liquids	21
Other articles of zinc		Air or vacuum pumps	
MACHINERY & TRANSPORT EQUIPMENT	4897	Fans	
Rotating Electric Plant & Parts	8	Filtering or purifying machinery & apparatus for liquids or gases for filtering or purifying water	
Generating sets over 125kva		Parts for pumps compressors fans & hoods	
Parts for electric motors		Mechanical Handling Equipment & Parts Nes	16
Civil Engineering & Contractors' Equipment	43	Overhead travelling cranes on fixed support	
Self-propelled mechanical shovels excavators & shovel-loaders		Lifts	
Parts for boring and sinking equipment		Lifting, handling, loading or unloading machinery	
Other Machinery & Equipment Specialized For Particular Industries	528	Parts suitable for use solely or principally with lifting, handling, loading or unloading machinery	
Machines & apparatus for the manufacture of boules & wafers semiconductor devices or of electronic integrated circuits & flat panel displays		Ball- Or Roller Bearings	10
Parts & accessories for machines & apparatus for manufacturing semiconductors electronic integrated circuits or flat panel displays		Ball bearings	
Machines & mechanical appliances having individual functions		Taps, Cocks, Valves & Similar Appliances	2
Machine Tools For Removing Metal Or Other Material	16	Valves, cocks, taps etc	
Machine tools for working any material by removal of material by laser		Non-Electric Parts & Accessories Of Machinery Nes	21
Parts & Accessories For Machine Tools	2	Injection or compression types of moulds for rubber or plastics	
		Machinery parts not containing electrical connectors, insulators, coils contacts or other electrical features	
		Office Machines	589
		Printers, photocopies & fax machines	

SMPP: All Items Weights = 10,000

Section/Group	Weight	Section/Group	Weight
Parts & accessories of office machines, printers copying machines & facsimile machines		Thermionic, Cold Cathode Or Photo-Cathode Valves & Tubes; Diodes, Transistors; Photosensitive Semiconductor Devices; Light-Emitting Diodes; Mounted Piezoelectric Crystals; Electronic Integrated Circuits & Microassemblies; Parts	2990
Parts & Accessories For Office & Automatic Data Processing Machines	290	Diodes	
Parts & accessories of office machines		Electronic integrated circuits	
Assembled printed circuit boards		Memories	
Parts & accessories (excl covers carrying cases & the like) suitable for use solely or principally with office machines		Parts of electronic integrated circuits	
Telecommunications Equipment	45	Electrical Machinery & Apparatus Nes	122
Networking products		Primary cells & batteries of manganese dioxide	
Parts of telecommunication equipment		Primary cells & batteries of lithium	
Headphones earphones & combined microphone/speaker sets		Ceramic dielectric fixed capacitors multilayer	
Transmission apparatus incorporating reception apparatus		Parts of electrical machines & apparatus having individual functions	
Radar apparatus		Electric sound or visual signalling apparatus	
Television cameras digital cameras & video camera recorders		Parts & Accessories Of Motor Vehicles	2
Electric Power Machinery	5	Motor Cycles Incl Mopeds & Cycles, Motorized & Non-Motorized	17
Electrical transformers		Parts & accessories of motor cycles	
Static converters			
Electrical Circuit Apparatus	119	MISCELLANEOUS MANUFACTURED ARTICLES	883
Printed circuits		Furniture & Parts	16
Switches		Mattresses	
Plugs & sockets		Articles of bedding with springs or stuffed or internally fitted with any material or of cellular rubber or plastics	
Connectors			
Boards panels & other bases equipped with 2 or more apparatus for electrical control or distribution of electricity		Containers Of Leather Or Composition Leather & Travel Sets For Sewing Or Cleaning	1
Equipment For Distributing Electricity Nes	15	Leather handbags	
Electric conductors		Instruments & Appliances For Medical, Surgical, Dental Or Veterinary Purposes	93
Household-Type Electrical & Non-Electrical Equipment	20	Syringes, needles, catheters, cannulae	
Household refrigerators			

SMPPI: All Items Weights = 10,000

Section/Group	Weight	Section/Group	Weight
Instruments & appliances used in medical, surgical or veterinary sciences	424	Printed Matter	50
Measuring, Checking, Analysing & Controlling Instruments & Apparatus Nes		Books, brochures & similar printed matter	
Instruments & apparatus for measuring or checking the pressure of liquids or gases		Newspapers, journals & periodicals	
Chromatographs & electrophoresis instruments		Paper or paperboard labels	
Instruments for physical or chemical analysis		Unused postage revenue and bank passbook	
Oscilloscopes & oscillographs	48	Articles Of Plastics	67
Instruments & apparatus for measuring or checking electrical quantities		Sacks & bags	
Optical Goods Nes		Articles for the conveyance or packing of goods	
Contact lenses		Jewellery, Goldsmiths' & Silversmiths' Wares & Articles Of Precious Or Semiprecious Materials	44
Optical elements		Articles of jewellery & parts of precious metal	
Mounted optical elements		Miscellaneous Manufactured Articles Nes	142
		Hearing-aids	
		Pacemakers for stimulating heart muscles (excl parts & accessories)	

APPENDIX IIIB:

Domestic Supply Price Index Weights at Section and Group Levels (2018=100)

Section/Group	Weight	Section/Group	Weight
FOOD & LIVE ANIMALS	319	Fish, Fresh, Chilled Or Frozen	16
		Freshwater aquarium fish	
Live Animals	10	Salmon	
Live ducks		Mackerel	
Live chickens		Fish fillets	
Meat Of Bovine Animals, Fresh, Chilled Or Frozen	10	Crustaceans & Molluscs	11
Beef		Shrimps & prawns, frozen	
		Crabs	
		Scallops and sea-cucumbers	
Meat & Edible Meat Offal, Fresh, Chilled Or Frozen	36	Fish, Crustaceans & Molluscs	15
Pork		Fish ball, fish cake	
Chicken, whole		Abalone, clams	
Duck, whole			
Chicken, wings		Rice	7
Chicken, parts			
Meat & Edible Meat Offal, Prepared Or Preserved Nes	10	Wheat Flour	5
Sausages		Cereal & Flour Preparations	39
Prepared chicken products		Cereals	
Offal or blood of swine		Vermicelli	
Prepared beef products		Uncooked pasta	
		Biscuits sweetened without cocoa	
Milk & Cream	29	Biscuits sweetened with cocoa	
Full cream milk		Crisps	
Skimmed milk powder		Pastries	
Full cream milk powder		Cakes	
Creamer		Pastry	
Yogurt		Vegetables, Fresh, Chilled, Frozen Or Preserved	18
Ice cream		Potatoes, fresh or chilled	
Whey		Tomatoes, fresh or chilled	
Butter	5	Onions, fresh or chilled	
		Garlic, fresh or chilled	
Cheese & Curd	3	Cabbages, fresh or chilled	
		Lettuce, fresh or chilled	
Eggs	5	Mushrooms, fresh or chilled	

DSPI: All Items Weights = 10,000

Section/Group	Weight	Section/Group	Weight
Vegetables, Roots & Tubers, Prepared Or Preserved	4	Bran sharps	
		Dog and cat food	
		Feed supplements for animal feeding	
Fruit & Nuts, Fresh Or Dried	15	Edible Products & Preparations Nes	35
Oranges		Soya sauce	
Bananas		Condiments & seasonings	
Apples		Soups & broths preparations	
Grapes		Instant noodles	
Watermelons		Bird's nest	
Pears		Food preparations for infants	
Avocados, guavas, mangoes & mangosteens		Non-dairy creamer	
Fruit, Preserved, & Fruit Preparations	4	Protein concentrates	
Fruit jams		Non-alcoholic preparations for making beverages	
Edible nuts, prepared or preserved			
Fruits & Vegetable Juices	0	BEVERAGES & TOBACCO	30
Sugars, Molasses & Honey	10	Non-Alcoholic Beverages Nes	12
Refined sugar		Mineral water	
Honey		Non-carbonated drinks	
Lactose & lactose syrup		Sparkling mineral & aerated waters flavoured	
Maltose		Non-carbonated drinks	
Sugar Confectionery	3	Alcoholic Beverages	16
Coffee & Coffee Substitutes	4	Wine	
Coffee, not roasted, not decaffeinated		Stout & porter	
Coffee, roasted, ground		Beer & ale	
Coffee, roasted, unground			
Instant coffee		Tobacco, Manufactured	2
Cocoa	13	Cigarettes containing tobacco	
Cocoa beans, whole or broken, raw or roasted		Smoking tobacco	
Cocoa paste not defatted		CRUDE MATERIALS (EXCL FUELS)	85
Chocolate & Other Food Preparations	8	Oil-Seeds & Oleaginous Fruits	3
		Ground-nuts (peanuts)	
		Soya beans	
Spices	3	Synthetic Rubber; Reclaimed Rubber; Waste, Parings & Scrap Of Unhardened Rubber	31
Black pepper		Butadiene & synthetic rubber	
Cloves			
Spices			
Feeding Stuff For Animals	3		

DSPI: All Items Weights = 10,000

Section/Group	Weight	Section/Group	Weight
Wood, Simply Worked, & Railway Sleepers Of Wood	3	Natural Gas, Whether Or Not Liquefied	99
Hardwood sawn sliced or peeled over 6mm thick		Petroleum Gases & Other Gaseous Hydrocarbons Nes	19
Non-coniferous, continuously shaped wood		Liquefied Petroleum Gas	
Stone, Sand & Gravel	26	ANIMAL & VEGETABLE OILS FATS & WAXES	42
Marble travertine ecaussine & other calcareous, monumental or building stone		Fixed Vegetable Fats & Oils, 'Soft', Crude, Refined Or Fractionated	12
Pebbles & gravel, broken or crushed		Refined soya bean oil	
Other Crude Minerals	8	Refined sunflower seed or safflower oil	
Sodium chloride, pure & common salt		Crude maize oil	
Granulated slag (slag sand) from the manufacture of iron or steel		Refined maize oil & its fractions	
Non-Ferrous Base Metal Waste & Scrap Nes	5	Refined rape colza or mustard oil & fractions	
Copper waste & scrap		Sesame (sesamum) oil & its fractions	
Crude Vegetable Materials Nes	10	Fixed Vegetable Fats & Oils, Crude, Refined Or Fractionated, Other Than Soft	30
Chinese medicine (e.g. ginseng, chrysanthemum)		Crude palm oil	
		Refined palm oil & its fractions	
		Refined coconut oil & its fractions	
		Sunflower oil	
MINERAL FUELS, LUBRICANTS & RELATED MATERIALS	2788		
Petroleum Oils & Oils Obtained From Bituminous Minerals, Crude	814	CHEMICALS & CHEMICAL PRODUCTS	1142
Petroleum Oils & Oils Obtained From Bituminous Minerals	1851	Hydrocarbons Nes & Their Halogenated, Sulphonated, Nitrated Or Nitrosated Derivatives	218
Motor spirits, ron 90-97		Ethylene	
Naphtha		Propene (propylene)	
High speed diesel fuel (gas oil)		Butylene	
Diesel fuel & fuel oils		Saturated acyclic hydrocarbons	
Lubricating oils		Benzene	
Aviation turbine fuel (jet kerosene)		Toluene	
Power kerosene		Cumene	
Other petroleum products		Derivatives of acyclic hydrocarbons	
Residual Petroleum Products Nes, & Related Materials	4	Alcohols, Phenols, Phenol-Alcohols, & Their Halogenated, Nitrated Or Nitrosated Derivatives	45
Bituminous mixtures based on natural asphalt		Methanol	
		Propyl alcohol & isopropyl alcohol	
		Butanol	

DSPI: All Items Weights = 10,000

Section/Group	Weight	Section/Group	Weight
Ethyl alcohol		Inorganic Chemical Elements, Oxides & Halogen Salts	45
Industrial fatty alcohols		Oxygen	
Fatty acids & acid oils		Nitrogen	
Monohydric alcohols		Hydrogen & rare gases	
Acyclic alcohols		Silicon	
Cyclenic or cycloterpenic alcohols & their derivatives		Nitric & sulphonitric acids	
		Silicon dioxide	
Carboxylic Acids & Their Anhydrides, Halides, Peroxides & Peroxyacids	43	Other inorganic oxygen compounds of non-metals	
Acetic acid		Halides & halide oxides of non-metals	
Esters of acetic acid		Sodium hydroxide in aqueous solution (soda lye or liquid soda)	
Methacrylic acid & its salts & esters		Inorganic bases, other metal oxide, hydroxides & peroxides	
Saturated acyclic monocarboxylic acids & their derivatives			
Unsaturated acyclic monocarboxylic acids & their derivatives		Salts & Peroxysalts, Of Inorganic Acids & Metals	1
Polycarboxylic acids & their derivatives		Hypochlorites, sulphates and carbonates	
Nitrogen-Function Compounds	12	Other Inorganic Chemicals; Organic & Inorganic Compounds Of Precious Metals	8
Acyclic polyamines & their derivatives		Colloidal precious metals	
Aromatic monoamines			
Amino-alcohols, their ethers & esters		Synthetic Organic Colouring Matter & Colour Lakes	2
Cyclic amides & their derivatives		Vat dyes	
Ammonium hydroxide			
Other nitrile-function compounds			
Other nitrogen function compounds			
Organo-Inorganic Compounds, Heterocyclic Compounds, Nucleic Acids & Their Salts	54	Pigments, Paints, Varnishes & Related Materials	18
Organo-inorganic compounds		Pigments based on titanium dioxide	
Lactones		Printing ink, black	
Nucleic acids & their salts & heterocyclic compounds		Printing ink, others	
Sulphonamides		Other paints in aqueous medium	
		Ships' bottom composition & anti-fouling paints	
Other Organic Chemicals	88	Other paints in non-aqueous medium	
Acyclic, cyclanic, cyclenic, cycloterpenic & aromatic ethers & their derivatives		Glaziers' putty	
Ether-alcohols & their derivatives		Organic composite solvents & thinners	
Aldehydes			
Acetone		Medicinal & Pharmaceutical Products	30
Enzymes		Vitamin B & its derivatives, unmixed	
		Vitamin E & its derivatives, unmixed	
		Glands & other organs for organotherapeutic uses	

DSPI: All Items Weights = 10,000

Section/Group	Weight	Section/Group	Weight
Antisera & other blood fractions		Epoxide resins	
Wadding gauze bandages & similar articles		Polycarbonates	
		Polyesters	
Medicaments Incl Veterinary Medicaments	65	Other Plastics, In Primary Forms	61
Animal health products		Polypropylene	
Medicaments packed for retail		Polyisobutylene	
Vaccines for human & veterinary medicine		Propylene copolymers	
Human blood; animal blood prepared for therapeutic prophylactic or diagnostic uses		Acrylic polymers	
		Polyamides	
		Polyurethanes	
Essential Oils, Perfume & Flavour Materials	5	Polymers of other vinyl esters	
Essential oils		Silicones in primary forms	
Resinoids		Petroleum resins, coumarone-indene resins, polyterpenes, polysulphides, polysulphones & plastics	
Mixtures of odoriferous substances			
Perfumery, Cosmetic Or Toilet Preparations	16	Tubes, Pipes & Hoses, & Fittings Of Plastics	5
Perfumes & toilet waters		Tubes, pipes & hoses	
Make-up preparations		Fittings for tubes, pipes & hoses of plastics	
Shampoos			
Preparations for use on the hair		Plates, Sheets, Film, Foil & Strip, Of Plastics	27
Perfuming or deodorizing preparations		Plates, sheets, film, foil, tape strip & other flat shapes self-adhesives of plastics	
Soap, Cleansing & Polishing Preparations	42	Plates, sheets, film, foil, tape strip & other flat shapes self-adhesives of non-cellular & not reinforced with polyesters	
Soap		Plates, sheets, film, foil, tape strip & other flat shapes self-adhesives of non-cellular & not reinforced with other plastics	
Organic surface-active agents		Plates, sheets, film, foil & strip of plastics cellular or non-cellular	
Washing preparations		Other plates sheets film foil & strip of plastics	
Polishes, creams & similar preparations			
Polymers Of Ethylene, In Primary Forms	82	Insecticides, Disinfectants & Similar Products	1
Polyethylene with a specific gravity under 0.94			
Polyethylene with a specific gravity over 0.94		Starches, Inulin & Wheat Gluten; Albuminoidal Substances; Glues	5
		Adhesives	
Polymers Of Vinyl Chloride Or Of Other Halogenated Olefins, In Primary Forms	3		
Polyvinyl chloride		Prepared Additives & Lubricating Preparations	40
Fluoropolymers			
Polyacetals, Other Polyethers & Epoxide Resins, In Primary Forms	11		
Polyethers			

DSPI: All Items Weights = 10,000

Section/Group	Weight	Section/Group	Weight
Additives for lubricating oils		Envelopes	
Lubricating preparations		Registers, account-books, notebooks ,order books & receipt books	
Miscellaneous Chemical Products Nes	217	Trays, dishes, plates & cups of paper or paperboard	
Artificial waxes		Handkerchiefs, cleansing tissues, towels or serviettes of paper	
Chemical elements doped for use in electronics		Sanitary towels & tampons of paper or cellulose wadding	
Culture medium		Adhesive paper in rolls	
Diagnostic or laboratory agents			
Supported catalysts			
MANUFACTURED GOODS	490	Textile Yarn	1
Rubber Tyres, Tyre Treads For All Wheels	5	Silver rovings yarn & chopped strands of glass fibres	
Tyres, pneumatic for motor cars		Fabrics, Woven, Of Man-Made Textile Materials	0
Tyres, pneumatic for buses or lorries			
Solid or cushion tyres tyre treads & tyre flaps of rubber		Knitted Or Crocheted Fabrics Nes	1
Articles Of Rubber Nes	10	Fabrics of cotton	
Articles of unhardened non-cellular vulcanized rubber		Fabrics of other textile materials	
Veneers, Plywood, Particle Board, & Other Wood, Worked Nes	0	Special Yarns, Textile Fabrics & Related Products	7
Medium density fibreboard		Non-wovens, coated, covered or laminated	
Wood Manufactures Nes	6	Rubberized textile fabrics	
Packing cases boxes crates drums & similar packings		Twine, cordage ropes & cables of synthetic fibres	
Pallets box pallets & other load boards		Fishing net	
Doors & their frames		Textile products for technical uses	
Paper & Paperboard	13	Made-Up Articles, Wholly Or Chiefly Of Textile Materials Nes	6
Newsprint in rolls or sheets		Sacks & bags of textile materials used for packing of goods	
Paper & paperboard used for writing, printing, or other graphic purposes		Toilet & kitchen linen of cotton	
Adhesive paper		Floor cloths, dishcloths, dusters & similar cleaning cloths	
Paper, paperboard, cellulose wadding & webs of cellulose fibres coated with wax paraffin or glycerol		Life-jackets, lifebelts & other made-up articles	
Articles Of Paper & Paperboard	40	Lime, Cement, & Fabricated Construction Materials	14
Cartons boxes of corrugated paper		Portland cement	
Sacks & bags		Marble, travertine, alabasters & articles	

DSPI: All Items Weights = 10,000

Section/Group	Weight	Section/Group	Weight
Clay Construction Materials & Refractory Construction Materials	7	Bars & rods hot-rolled in irregularly wound coils of iron or non-alloy steel containing indentations ribs grooves	
Unglazed ceramic flags, paving hearth or wall tiles		Bars & rods of iron or non-alloy steel not further worked than hot-rolled hot-drawn or hot-extruded containing deformations produced during the rolling process	
Glazed ceramic tiles			
Mineral Manufactures Nes	60	Bars & rods of stainless steel	
Natural or artificial abrasive powder or grain on a base of other materials		Wire Of Iron Or Steel	1
Articles of plaster			
Building blocks & bricks tiles flagstones & similar articles		Tubes, Pipes & Hollow Profiles Of Iron Or Steel	15
Prefabricated structural components for building or civil engineering		Line pipe for oil or gas pipelines of iron or steel	
Articles of cement, concrete or artificial stone		Tubes, pipes, hollow profiles welded of circular cross-section	
Ceramic wares for technical uses		Tubes, pipes & hollow profiles of iron or steel	
Glass	24	Tube & pipe fittings of iron or steel	
Safety glass consisting of toughened (tempered)		Silver, Platinum & Other Metals Of The Platinum Group	25
Safety glass consisting of laminated glass		Silver, unwrought	
Rear view mirrors for vehicles		Silver, semi-manufactured or powdered	
Glass, bent, edge-worked, engraved, drilled, enamelled or otherwise		Platinum & other metals of the platinum group	
Thin sheets, webs, mats, mattresses, boards & similar products of glass		Copper	33
Glassware	19	Copper plates sheets & strip of a thickness over 0.15mm of copper alloys	
Containers of glass used for the conveyance or packing of goods		Copper foil of a thickness (excl any backing) under 0.15mm	
Laboratory, hygienic or pharmaceutical glassware		Nickel	2
Flat-Rolled Products Of Iron Or Non-Alloy Steel, Not Clad, Plated Or Coated	6	Aluminium	19
		Aluminium bars rods & profiles	
Flat-Rolled Products Of Iron Or Non-Alloy Steel, Clad, Plated Or Coated	8	Aluminium foil of a thickness (excl any backing) under 0.2mm	
Flat-Rolled Products Of Alloy Steel	5	Structures & Parts Of Structures Nes, Of Iron, Steel Or Aluminium	18
Iron & Steel Bars, Rods, Angles, Shapes & Sections Incl Sheet Piling	74	Doors, windows & their frames & thresholds for doors	

DSPI: All Items Weights = 10,000

Section/Group	Weight	Section/Group	Weight
Metal Containers For Storage Or Transport	12	MACHINERY & TRANSPORT EQUIPMENT	4302
Reservoirs tanks vats & similar containers for any material (excl compressed or liquefied gas) of iron steel		Internal Combustion Piston Engines & Parts	3
Tanks, casks, drums, cans, boxes of iron or steel		Compression-ignition internal combustion piston engines (diesel or semi-diesel engines)	
Wire Products	10	Parts for internal combustion engines	
Stranded wire, ropes, cables, plaited bands, skins & the like of iron or steel, not electrically insulated.		Engines & Motors, Non-Electric	196
Cloth grill netting & fencing of iron or steel wire		Parts for turbo-jets or turbo-propellers	
Nails, Screws, Nuts, Bolts & Rivets	10	Rotating Electric Plant & Parts	6
Screw		Electric motors	
Bolts & nuts		Parts for electric motors	
Tools For Use In The Hand Or In Machines	12	Civil Engineering & Contractors' Equipment	2
Pliers, pincers, tweezers, shears, pipe-cutters & similar tools		Self-propelled mechanical shovels excavators & shovel-loaders	
Hand-operated spanners & wrenches		Other Machinery & Equipment Specialized For Particular Industries	187
Saw blades		Parts & accessories for machines & apparatus for manufacturing semiconductors electronic integrated circuits or flat panel displays	
Rock-drilling or earth-boring tools			
Interchangeable tools for hand tools			
Household Equipment Of Base Metal Nes	8	Machines & mechanical appliances having individual functions	
Household articles & parts thereof of iron or steel		Machine Tools For Removing Metal Or Other Material	2
Sanitary ware & parts of iron or steel		Parts & Accessories For Machine Tools	4
Statuettes & other ornaments of base metal; photograph picture or similar frames of base metal		Parts & accessories suitable for use with machine tools	
Manufactures Of Base Metal Nes	16	Heating & Cooling Equipment & Parts	16
Mountings & fittings		Evaporators & condensers	
Springs & leaves for springs of iron or steel		Parts of refrigerators freezers & freezing equipment	
Sign-plates, name-plates and address-plates & similar plates		Split air conditioners	
Wire rods of base metal flux coated or cored for electric arc-welding		Parts for air-conditioning machines	
Articles of iron or steel		Pumps For Liquids & Parts	10
Other articles of zinc			

DSPI: All Items Weights = 10,000

Section/Group	Weight	Section/Group	Weight
Pumps fitted or designed to be fitted with a measuring device		Automatic Data-Processing Machines	19
Pumps		Personal computers	
Pumps for liquids		Hard disk drives	
Parts of pumps			
Pumps Excl Pumps For Liquids	13	Parts & Accessories For Office & Automatic Data Processing Machines	168
Compressors used in refrigerating equipment		Parts & accessories of office machines	
Air or vacuum pumps		Assembled printed circuit boards	
Filtering or purifying machinery & apparatus for liquids or gases for filtering or purifying water		Parts & accessories of automatic data processing machines	
Air filters		Monitors & Projectors, Without Television Reception Apparatus	5
Oil filters		Monitors	
Parts of filtering or purifying machinery & apparatus		Projectors	
Mechanical Handling Equipment & Parts Nes	6	Sound Recording Or Reproducing Apparatus; Video Recording Or Reproducing Apparatus	1
Overhead travelling cranes on fixed support			
Lifts		Telecommunications Equipment	46
Non-Electrical Machinery, Tools & Mechanical Apparatus & Parts	4	Mobile phones	
Ball- Or Roller Bearings	1	Transmission apparatus incorporating reception apparatus	
Ball bearings		Parts of television & radio-broadcast receivers & telecom apparatus	
Taps, Cocks, Valves & Similar Appliances	27	Electric Power Machinery	23
Valves, cocks, taps etc		Electrical transformers	
Transmission Shafts & Crankshafts	7	Static converters	
Shaft assemblies		Inductors	
Bearing housings		Electrical Circuit Apparatus	83
Gearboxes		Printed circuits	
Non-Electric Parts & Accessories Of Machinery Nes	5	Fixed resistors	
Injection or compression types of moulds for rubber or plastics		Variable resistors	
Office Machines	5	Circuit breakers	
Printers, photocopies & fax machines		Relays	
		Switches	
		Plugs & sockets	
		Connectors	
		Boards panels & other bases equipped with 2 or more apparatus for electrical control or distribution of electricity	

DSPI: All Items Weights = 10,000

Section/Group	Weight	Section/Group	Weight
Equipment For Distributing Electricity Nes	36	MISCELLANEOUS MANUFACTURED ARTICLES	802
Winding wire		Lighting Fixtures & Fittings Nes	7
Co-axial cable & conductors		Chandeliers & other electric ceiling & wall lighting fittings	
Electric conductors		Electric lamps & lighting fittings	
Household-Type Electrical & Non-Electrical Equipment	28	Furniture & Parts	23
Washing machines		Seats with wooden frames	
Household refrigerators		Mattresses	
Vacuum cleaners		Articles of bedding with springs or stuffed or internally fitted with any material or of cellular rubber or plastics	
Food grinders		Furniture of metal used in offices	
Ovens		Furniture of metal	
Thermionic, Cold Cathode Or Photo-Cathode Valves & Tubes; Diodes, Transistors; Photosensitive Semiconductor Devices; Light-Emitting Diodes; Mounted Piezoelectric Crystals; Electronic Integrated Circuits & Microassemblies; Parts	3266	Furniture of wood	
Diodes		Containers Of Leather Or Composition Leather & Travel Sets For Sewing Or Cleaning	39
Light emitting diodes		Leather handbags	
Electronic integrated circuits		Travel goods & similar containers	
Memories		Men'S Clothing, Not Knitted Or Crocheted	2
Parts of electronic integrated circuits		Women'S Clothing	3
Electrical Machinery & Apparatus Nes	20	Articles Of Apparel, Of Textile Fabrics, Whether Or Not Knitted Or Crocheted Nes	11
Primary cells & batteries of lithium		Garments of textile materials for babies	
Aluminium electrolytic fixed capacitors		Jerseys, pullovers, cardigans & waistcoats	
Ceramic dielectric fixed capacitors multilayer		T-shirts, singlets & other vests, knitted or crocheted	
Electric sound or visual signalling apparatus		Brassieres	
Motor Cars	78	Clothing Accessories, Of Textile Fabrics, Knitted Or Crocheted	8
Motor Vehicles For The Transport Of Goods & Special-Purpose Motor Vehicles	18	Footwear	14
Parts & Accessories Of Motor Vehicles	1	Tennis shoes, basketball shoes, gym shoes & training shoes	
Motor Cycles Incl Mopeds & Cycles, Motorized & Non-Motorized	14	Leather footwear	
Parts & accessories of motor cycles		Other footwear with outer soles of rubber or plastics	

DSPI: All Items Weights = 10,000

Section/Group	Weight	Section/Group	Weight
Optical Instruments & Apparatus Nes	10	Optical filters	
Parts & accessories for compound optical microscopes		Mounted optical elements	
Lasers		Watches & Clocks	32
Parts & accessories of optical instruments & apparatus		Electrically operated wrist-watches	
		Non- electrically operated wrist-watches	
		Clock or watch parts	
Instruments & Appliances For Medical, Surgical, Dental Or Veterinary Purposes	68	Printed Matter	18
Syringes, needles, catheters, cannulae		Books, brochures & similar printed matter	
Ophthalmic instruments & appliances		Newspapers, journals & periodicals	
Instruments & appliances used in medical, surgical or veterinary sciences		Paper or paperboard labels	
Therapeutic respiration apparatus		Articles Of Plastics	73
		Sacks & bags	
Measuring, Checking, Analysing & Controlling Instruments & Apparatus Nes	331	Articles for the conveyance or packing of goods	
Measuring or checking instruments, appliances & machines		Tableware, kitchenware & other household articles & toilet articles	
Instruments & apparatus for measuring or checking the pressure of liquids or gases		Baby Carriages, Toys, Games & Sporting Goods	10
Chromatographs & electrophoresis instruments		Toys	
Parts & accessories for measuring, checking, analysing & controlling instrument & apparatus		Video games	
Oscilloscopes & oscillographs		Fishing rods, nets & line tackles	
		Jewellery, Goldsmiths' & Silversmiths' Wares & Articles Of Precious Or Semiprecious Materials	70
Photographic & Cinematographic Supplies	13	Articles of jewellery & parts of precious metal	
Chemical preparations for photographic uses		Musical Instruments & Parts & Accessories	10
Photographic plates & film, exposed & developed		Miscellaneous Manufactured Articles Nes	30
Optical Goods Nes	30	Hearing-aids	
Contact lenses		Pacemakers for stimulating heart muscles (excl parts & accessories)	
Optical elements		Orthopaedic appliances	
Objective lenses for cameras, projectors or photographic enlargers or reducers			

APPENDIX IV:

Singapore Manufactured Products Price Index (2018 = 100)

Section	All Items	Non-oil Items	Food & Live Animals	Beverages & Tobacco	Crude Materials	Mineral Fuels	Animal & Vegetable Oils, Fats & Waxes	Chemicals & Chemical Products	Manu- factured Goods	Machinery & Transport Equipment	Misc. Manu- factured Articles
Weights	10,000	8,586	256	31	56	1,414	14	2,165	284	4,897	883
2018	100.0	100.0	100.0	100.0	100.0	100.0	100.0	100.0	100.0	100.0	100.0
2018											
Jan	98.9	99.6	99.5	100.0	90.3	94.1	106.8	98.9	98.3	100.2	99.6
Feb	97.7	98.8	99.7	100.0	89.7	91.3	102.9	96.7	98.7	99.6	99.4
Mar	96.9	98.0	99.5	99.9	92.0	90.3	102.9	96.4	98.8	98.5	99.2
Apr	98.2	98.6	99.8	100.1	97.6	95.7	106.6	97.0	98.7	99.4	98.2
May	101.5	100.9	100.5	100.1	100.9	105.0	103.2	100.9	99.6	101.4	99.3
Jun	101.3	100.9	100.6	100.1	103.0	103.5	102.4	100.8	99.7	101.3	99.9
Jul	102.6	102.2	99.8	100.1	104.2	105.2	100.4	103.2	100.5	102.3	100.3
Aug	102.2	101.6	100.1	99.9	106.9	106.2	99.0	102.5	100.7	101.4	100.5
Sep	102.6	101.2	100.1	100.0	106.7	110.9	96.7	101.5	101.0	101.2	100.8
Oct	102.0	99.9	100.3	99.9	104.9	114.5	95.4	101.4	101.1	98.9	101.1
Nov	99.3	99.5	99.9	100.0	102.4	98.1	92.3	100.9	101.3	98.5	100.9
Dec	96.8	98.7	100.3	100.0	101.5	85.1	91.3	100.0	101.7	97.5	100.8

Domestic Supply Price Index (2018=100)

Section	All Items	Non-oil Items	Food & Live Animals	Beverages & Tobacco	Crude Materials	Mineral Fuels	Animal & Vegetable Oils, Fats & Waxes	Chemicals & Chemical Products	Manu- factured Goods	Machinery & Transport Equipment	Misc. Manu- factured Articles
Weights	10,000	7,212	319	30	85	2,788	42	1,142	490	4,302	802
2018	100.0	100.0	100.0	100.0	100.0	100.0	100.0	100.0	100.0	100.0	100.0
2018											
Jan	96.6	99.3	100.4	99.7	95.3	89.6	106.9	98.5	98.6	99.5	99.2
Feb	95.8	99.2	100.4	99.7	95.3	87.1	107.0	99.1	99.1	99.1	99.1
Mar	95.1	98.4	99.4	99.9	96.3	86.7	105.7	98.6	99.1	98.0	99.1
Apr	97.2	99.1	98.7	99.8	98.1	92.1	104.3	98.8	99.2	99.3	98.8
May	100.7	100.2	99.6	100.0	100.0	102.1	103.5	99.2	100.0	100.6	99.7
Jun	101.3	100.5	99.6	100.1	101.3	103.4	101.5	101.0	100.3	100.5	100.2
Jul	103.0	101.7	99.8	100.0	102.2	106.2	100.3	101.9	100.7	102.1	100.6
Aug	103.5	101.5	100.2	100.0	103.3	108.5	98.3	102.5	100.7	101.6	100.6
Sep	104.7	101.7	100.6	100.2	103.3	112.4	96.6	102.4	100.5	101.9	100.8
Oct	104.9	100.4	100.7	100.1	102.6	116.7	94.8	102.0	100.6	99.8	100.9
Nov	100.9	99.6	100.2	100.2	101.7	104.4	90.8	99.5	100.4	99.3	100.7
Dec	96.3	98.5	100.4	100.2	100.6	90.7	90.4	96.4	100.9	98.3	100.4

SINGAPORE DEPARTMENT OF STATISTICS INFORMATION DISSEMINATION SERVICES

Statistics Singapore Website

The *Statistics Singapore Website* was launched by the Singapore Department of Statistics (DOS) in January 1995. Internet users can access the website by connecting to:

<https://www.singstat.gov.sg>

Key Singapore statistics and resources are available via the following sections:

- **What's New**
Obtain latest data for key economic and social indicators, browse news releases by DOS and Research and Statistics Units (RSUs) of other public sector agencies.
- **Find Data**
Choose from almost 50 topics to access the relevant statistics, press releases, infographics, charts, storyboards, videos and references.
- **Publications**
Browse DOS's publications, papers and articles by topics. All publications are available for free access.
- **Advance Release Calendar**
View dates of upcoming releases in the half-yearly ahead calendar.

The website also provides a convenient gateway to international statistical websites and resources:

- **IMF Dissemination Standards Bulletin Board**
View metadata and latest data about Singapore's key indicators in the real, fiscal, financial and external sectors, including dissemination practices and information about pre-release access of current indicators.
- **International Statistics**
Access international databases, websites of international bodies and national statistical offices.
- **International Classifications**
Access quick links to international economic and social classifications.

SingStat Express

Subscribe to the *SingStat Express* and receive email and SMS alerts (for local users) on the latest press releases, notices of publication, occasional and information papers and newsletters. Subscription details are available at <https://www.singstat.gov.sg/whats-new/sign-up-for-alerts>.

SingStat Mobile App

The *SingStat Mobile App* provides users with on-the-go access to latest key Singapore official statistics and ASEAN statistics via their mobile devices. The app allows visualisation of data with over 200 charts of commonly used statistics from 28 data categories. Users can also opt to receive notifications on updates to their preferred indicators, organise data categories in the order of their preference, and download tables or share charts via social media and perform computation for quick analyses. The app is available for downloading in iOS and Android devices. More information is available at <https://www.singstat.gov.sg/our-services-and-tools/singstat-mobile-app>.

SINGAPORE DEPARTMENT OF STATISTICS INFORMATION DISSEMINATION SERVICES (cont'd)

SingStat Table Builder

The *SingStat Table Builder* contains data series from 60 public sector agencies providing a comprehensive statistical view of Singapore economic and socio-demographic characteristics. Users may create customised data tables, and export them in different file formats and download multiple tables at one go. APIs for commonly accessed tables are provided in JSON and CSV formats for ease of data retrieval. In addition, developer APIs are available for users to customise and use the parameters available to define queries. Explore data trends with this digital service at <https://www.singstat.gov.sg/tablebuilder>.

Really Simple Syndication

Really Simple Syndication (RSS) is an easy way to stay updated on the latest statistical news released by DOS. The SingStat RSS feed delivers statistical news highlights and hyperlinks to the source documents whenever the updates are posted. More information is available at <https://www.singstat.gov.sg/whats-new/really-simple-syndication-rss>.

E-survey

The *E-survey* enables business organisations to complete and submit their survey forms through the internet. Using secured encryption protocols, the *E-survey* ensures that the information transmitted through the net is secured and protected. The system features online helps and validation checks to assist respondents in completing their survey forms. With the *E-survey*, respondents do away with the tedious paper work and manual tasks of mailing or faxing their survey returns to DOS.

Statistical Enquiries and Feedback

If you have any statistical enquiries or feedback on our services, you are welcomed to:

	E-mail us	at	info@singstat.gov.sg
	Fax to us	at	(65) 6332-7689
	Call us	at	1800-3238118* (local callers) (65) 6332-7738 (overseas callers)

* Calls from mobile telephone lines to 1800 local toll free number may be subject to mobile airtime charges as imposed by the relevant mobile service provider.