

information paper
on
prices statistics

**REBASING AND REVISION OF
IMPORT AND EXPORT PRICE INDICES
(Base Year 2006 = 100)**

Singapore Department of Statistics
June 2007

Papers in this Information Paper Series are intended to inform and clarify conceptual and methodological changes and improvements in official statistics. The views expressed are based on the latest methodological developments in the international statistical community. Statistical estimates presented in the papers are based on new or revised official statistics compiled from the best available data. Comments and suggestions are welcome.

© Singapore Department of Statistics. All rights reserved.

Please direct enquiries on this information paper to:

Producer Price Indices Section
Singapore Department of Statistics
Tel : 63327161
Email : info@singstat.gov.sg

Application for the copyright owner's written permission to reproduce any part of this publication should be addressed to the Chief Statistician and emailed to the above address.

REBASING AND REVISION OF IMPORT AND EXPORT PRICE INDICES (Base Year 2006=100)

I INTRODUCTION

1 The Import Price Index (IPI) and Export Price Index (EPI) track changes in the monthly prices of imported and exported goods. Besides being important price indicators in their own right, the IPI and EPI are used in deflating external trade values to provide indicators of the volume of international trade, and as price deflators for the compilation of constant price National Accounts estimates. In addition, these price indices are also used in the compilation of the Terms of Trade.

2 The Singapore Department of Statistics has rebased the IPI and EPI from base year 2000 to 2006. The rebasing of these indices is conducted periodically to ensure that the coverage of commodities and the weighting structure of the indices are representative of the current import and export trade patterns. In the recently completed rebasing exercise, methodological changes were introduced to enhance the accuracy of the price indices and facilitate the early completion of the 2006 rebasing exercise.

3 This paper presents an overview of the concepts and the methodological improvements, and compares the weighting patterns and trends of the 2006-based price indices with those of the 2000-based series.

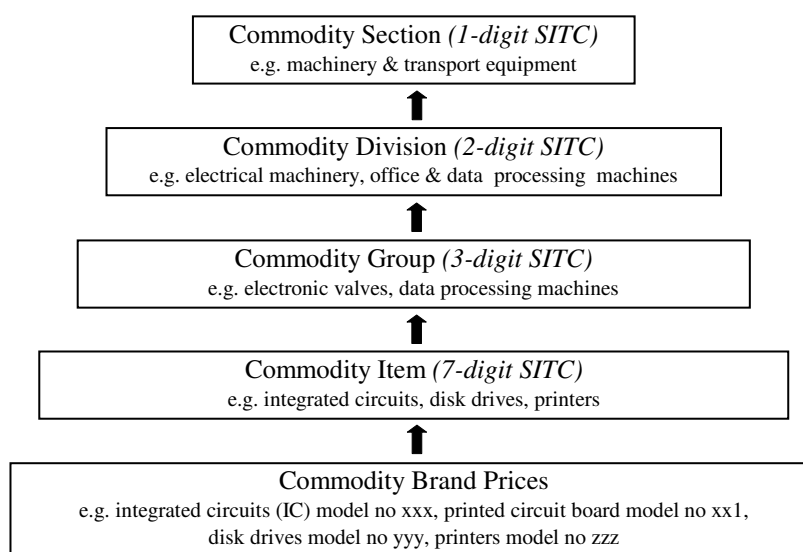
II METHODOLOGY

Index Classification and Weights Structure

4 The IPI and EPI are classified in accordance with the Standard International Trade Classification, Revision 3 (SITC, Rev 3). Figure 1 shows the structure of the IPI and EPI. At the lowest level are the brand prices of the imported and exported products. The indices at 7-digit commodity item level together with the attached weights form the elementary aggregates, from which the indices at 3-digit group level, 2-digit division level and 1-digit section level are built up.

5 The upper level weights at 1-digit, 2-digit, 3-digit and 7-digit level SITC for the IPI and EPI are derived from the 2005 imports and exports values respectively. At the brand level, data are not available to estimate the individual weights and as such, equal weights are assumed for the individual brands within the elementary aggregates.

FIGURE 1 THE STRUCTRE OF IPI AND EPI



6 As it was neither possible nor practical to price every product imported or exported, the weights of products for which price data at the commodity item level are not available were distributed to commodity items which shared similar product characteristics on the premise that the price trends of similar items would move in tandem with each other. As such, commodity items in the weights basket not only carry their own weights but also the weights of similar items which are not priced.

Methodological Improvements

7 The 2000-based series was compiled using the Laspeyres index formula where the price and weight reference periods were aligned to the same year 2000. For the 2006-based series, a 'modified Laspeyres' index (also known as the Young index formula) is adopted, where the weight reference period of 2005 preceded the price reference period of 2006. The adoption of the modified Laspeyres index formula, which is also widely used by many countries, has facilitated the early completion of the 2006 rebasing exercise.

8 For the 2006-based series, the geometric mean (GM) formula has been adopted in the computation of elementary aggregates price indices, in place of the arithmetic mean (AM) formula used in the 2000 based series. This is in line with the recommendation in the International Monetary Fund (IMF) Producer Price Index Manual 2004, to adopt the GM formula for the compilation of un-weighted elementary index constituting heterogeneous commodities. The use of GM minimises bias and improves the accuracy of the lower level price indices. The current AM formula is retained for compiling indices at higher levels of aggregation where weights of specific sub-indices are available.

9 Details on the index computation method are shown in Appendix I.

Linking of Historical Series Across Different Base Years

10 To meet the need for continuous historical time series for economic analysis, the series prior to 2006 are linked to the new series by re-scaling them to the new base year 2006 level. The linking is obtained through the use of the following mathematical procedure :

$$\text{Linked (2006-based) Index} = \text{2000-Based Index} \times \text{Linked Coefficient}$$

where the Linked Coefficient is the ratio of the annual 2006-based index in 2006 to the annual 2000-based index in 2006.

Example :

2000-based Index in January 2003	=	111
Annual 2006-based Index in 2006	=	100
Annual 2000-based Index in 2006	=	108
Linked Coefficient	=	100/108
2006-based Index in January 2003	=	111 x (100/108) = 102.778

III SURVEYS CONDUCTED FOR INDEX COMPUTATION

Preliminary Surveys of Importers and Exporters

11 For the compilation of price indices, it is necessary to identify the actual product, model or brand to be priced for each commodity item. Though trade statistics could be used to determine the relative weighing patterns of commodity at 7-digit or higher level, preliminary surveys on the importers and exporters are conducted to identify and select the specific products, models or brands to be priced in subsequent monthly price surveys.

12 The sampling frame for the preliminary surveys of importers and exporters was the list of importers and exporters as well as the type and value of the commodities (at 7-digit SITC) imported and exported in 2004 supplemented further by the 2005 importers and exporters listings when they became available. In order to reduce respondents' burden and minimise costly price surveys, cut off sampling was adopted. Commodity items with annual import and export values below \$15 million and \$13 million respectively were excluded from the preliminary surveys. A total of 4,435 importers and 3,285 exporters were selected to participate in the preliminary surveys of importers and exporters.

13 Survey forms with the commodity items pre-printed were sent to the top ten importers or exporters for each commodity item. Respondents were requested to rank the various items in order of importance and provide detailed specifications/descriptions pertaining to brand, grade, size-measurement, the type

of packaging and other distinguishing features, country of origin, frequency of imports/exports, unit of measurement, the month of the latest consignment and import/export price. Prices of imported products and exported products were quoted in cif (covering cost, insurance and freight) and fob (free on board) terms respectively.

14 The final selection of the products for the monthly price surveys was based on the following criteria :

- (a) Import/export of the commodity items should be regular and frequent;
- (b) Item descriptions should be specific and sufficiently detailed for pricing;
- (c) The selected products should constitute a significant share of the companies' imports/exports.

Price Collection

15 The monthly prices were collected directly from the selected importers and exporters via postal survey, fax or email. Customised survey forms pre-printed with the description of each selected commodity brand were sent to the selected importers/exporters to collect monthly prices from as far back as January 2006. Respondents were requested to supply, for each month, prices of the commodities imported/exported as at or before the 15th of each month. Subsequently, once these back-dated prices were collected, monthly survey forms were sent out on the 12th of each month to collect the monthly prices.

16 Prices obtained were checked to ensure their reasonableness, consistency and accuracy. All prices quoted in foreign currencies were converted into Singapore dollar using the average monthly exchange rates provided by the Monetary Authority of Singapore.

17 The sample sizes of the two price surveys are listed in Table 1. A total of 1,230 importers are surveyed each month to price 2,372 products for the compilation of 640 commodity items in the IPI. As for the EPI, 2,179 prices from 1,060 exporters are selected for the compilation of 585 commodity items.

TABLE 1 NUMBER OF COMPANIES, COMMODITY ITEMS AND BRAND PRICES

Price Index	Number of Companies Covered	Number of Commodity Items Included	Number of Products Priced
Total	2,290	1,225	4,551
IPI	1,230	640	2,372
EPI	1,060	585	2,179

Number of Indices and Weights in the 2006-based IPI and EPI

18 The number of IPI and EPI sub-indices computed at commodity division, group and item levels is shown in Appendix II.

19 Prices, together with their corresponding weights, are used in the compilation of price indices. Appendix III shows the 2005 weights of the IPI and EPI at the commodity section and group levels.

IV COMPARISON BETWEEN 2000 AND 2005 WEIGHTING PATTERNS

20 As mentioned earlier, the weights of the 2006-based IPI and EPI were compiled from the 2005 import and export values respectively. Table 2 compares the new and old weights for the IPI and EPI. Substantial differences between the two weighting patterns indicated significant changes in Singapore's trading patterns between 2000 and 2005, particularly in the oil, chemicals and electronic sectors.

TABLE 2 IPI AND EPI WEIGHTS BY COMMODITY SECTION

Commodity Section	IPI		EPI	
	2005 Weights	2000 Weights	2005 Weights	2000 Weights
All Items	10,000	10,000	10,000	10,000
Oil	1,798	1,214	1,518	982
Non-Oil	8,202	8,786	8,482	9,018
Food	203	247	102	134
Beverages & Tobacco	67	84	54	78
Crude Materials	66	102	60	73
Animal & Vegetable Oils	15	16	11	15
Chemicals & Chemical Products	631	565	1,153	726
Manufactured Goods	761	737	463	419
Machinery & Transport Equipment	5,653	6,087	5,950	6,749
ICT-Related Products	4,523	4,782	5,098	5,929
Electrical Machinery (incl Integrated Circuits)	2,803	3,352	2,952	3,082
Office & Data Processing Machines (incl disk drives)	1,035	787	1,447	2,176
Telecommunication Apparatus (incl mobile phones)	685	643	699	671
Others	1,130	1,305	852	820
Miscellaneous Manufactures	806	948	689	824

Decline in Machinery & Transport Equipment Share

21 Between 2000 and 2005, though the Machinery & Transport Equipment section continued to account for the highest share of imports and exports, its relative weights fell by 4 percentage points for imports and 8 percentage points for exports. This was primarily attributed to the fall in the relative weights of information and communications technology (ICT)-related products, reflecting mainly the declining share of electronics in Singapore's imports and exports between 2000 and 2005.

Gains in Oil, Chemicals & Chemical Products and Manufactured Goods Shares

22 The Oil section registered substantial gains with its relative share in IPI increasing by 6 percentage points and 5 percentage points for EPI. This was chiefly due to the sharp increases in oil prices between 2000 and 2005. The share of Chemicals & Chemical Products and Manufactured Goods also registered increases. Of significance was the 4 percentage points increase in the share of Chemicals & Chemical Products exports, boosted by the rapid expansion in the chemical and pharmaceutical industries.

Declines in Shares of Other Commodity Sections

23 The shares of other commodity sections (including Food, Beverages & Tobacco, Crude Materials, Animal & Vegetable Oils and Miscellaneous Manufactures sections) registered declines between 2000 and 2005.

V COMPARISON OF PRICE TRENDS

Import Price Index (IPI)

24 Table 3 shows the year-on-year percent changes of the 2006-based and 2000-based IPI at the commodity section level for January to March 2007. Although both series generally moved in the same direction, they differed significantly in magnitude. The deviations could be explained by the different composition of items, introduction of new items, deletion of obsolete items and changes to the formula used for index computation. Chart 1 in Appendix IV shows the trends of the 2006-based and 2000-based IPI of the individual commodity sections.

25 Oil prices fell in January to March 2007 as a result of ample oil supply in the global market despite supply uncertainty due to geopolitical risks in the Middle East. The different composition of oil products in the two baskets caused the 2006-based Oil index to decline faster than the 2000-based index.

TABLE 3 CHANGES IN IPI, JAN–MAR 2007
(Over Same Period of Previous Year)

Commodity Section	Per Cent					
	Jan	Feb	Mar	Jan	Feb	Mar
	2007	2007	2007	2007	2007	2007
	Base Year 2006			Base Year 2000		
All Items	-5.4	-4.5	-3.5	-3.1	-1.3	-0.9
Oil	-14.2	-10.4	-7.3	-11.0	-6.0	-2.6
Non-Oil	-3.5	-3.2	-2.7	-0.9	-	-0.5
Food	1.2	2.1	3.3	2.0	2.8	3.3
Beverages & Tobacco	-5.1	-5.0	-5.2	1.5	1.3	1.0
Crude Materials	8.2	11.6	12.5	13.1	55.9	56.4
Animal & Vegetable Oils	3.5	5.4	7.6	15.4	17.4	19.2
Chemicals & Chemical Products	1.9	2.1	1.5	-0.4	0.6	-
Manufactured Goods	5.8	6.2	6.8	7.9	7.1	7.4
Machinery & Transport Equipment	-5.9	-5.6	-4.9	-2.9	-2.8	-3.4
ICT-Related Products	-6.7	-6.5	-5.5	-3.3	-3.2	-4.1
Electrical Machinery	-5.6	-4.3	-3.6	-2.7	-2.5	-3.3
Office & Data Processing Machines	-2.8	-6.2	-5.6	-6.3	-6.6	-8.3
Telecommunication Apparatus	-16.3	-15.2	-13.0	-3.2	-3.1	-3.5
Others	-2.5	-2.2	-2.4	-1.6	-1.4	-1.4
Miscellaneous Manufactures	-1.6	-1.2	-1.3	-2.1	-1.9	-2.1

26 The 2006-based Machinery & Transport Equipment index declined more than the 2000-based index because prices of newer models of electronic products (including integrated circuits, mobile phones, disk drives, capacitors, parts of diodes etc) in the 2006-based series generally fell at a faster rate than the prices of older models represented in the 2000-based series.

27 Higher prices of sand and granite materials were responsible for the large increases registered in the 2000-based and 2006-based Crude Materials index during January to March 2007. The 2006-based index increased less rapidly than the 2000-based index due to marked differences in the weight distribution of these two commodity items within the Crude Materials section as well as changes in product composition between the old and new baskets. The share of sand and granite materials fell considerably from 36 per cent in 2000 to 9 per cent in the 2006-based series, the latter being eroded by significant increases in the import prices of rubber and metallic ores & scrap between 2000 and 2006.

Export Price Index (EPI)

28 Table 4 shows the year-on-year percent changes of the 2006-based and 2000-based EPI at the commodity section level. As with the IPI, the 2006-based EPI and its Oil and Non-Oil indices generally moved in-line with their corresponding 2000-based indices, although the magnitude of increases or decreases differed significantly.

TABLE 4 CHANGES IN EPI, Jan–Mar 2007
(Over Same Period of Previous Year)

Commodity Section	Per Cent					
	Jan	Feb	Mar	Jan	Feb	Mar
	2007	2007	2007	2007	2007	2007
	Base Year 2006			Base Year 2000		
All Items	-7.2	-7.1	-5.2	-3.0	-2.9	-2.9
Oil	-6.6	-4.4	-2.4	-10.1	-6.4	-5.5
Non-Oil	-7.2	-7.5	-5.7	-1.1	-1.9	-2.1
Food	-0.3	0.2	0.4	2.7	3.0	2.5
Beverages & Tobacco	-4.1	-3.9	-5.6	-4.2	-0.7	-4.3
Crude Materials	7.8	8.8	7.9	7.6	7.1	7.7
Animal & Vegetable Oils	6.3	6.9	6.7	7.5	6.6	8.4
Chemicals & Chemical Products	0.6	-0.3	-0.4	3.6	1.9	1.6
Manufactured Goods	7.5	8.8	9.5	6.5	2.2	1.7
Machinery & Transport Equipment	-10.4	-10.8	-8.4	-2.8	-3.4	-3.4
ICT-Related Products	-11.6	-12.0	-9.5	-2.0	-3.1	-3.3
Electrical Machinery	-10.3	-11.4	-9.4	-0.9	-2.5	-2.6
Office & Data Processing Machines	-12.2	-12.0	-8.0	-4.4	-4.7	-5.4
Telecommunication Apparatus	-15.6	-14.5	-12.6	-4.0	-3.8	-3.8
Others	-3.1	-3.1	-1.9	-3.6	-3.3	-1.9
Miscellaneous Manufactures	-3.2	-2.9	-2.8	-2.6	-2.9	-3.3

29 Prices of the 2006-based Oil index declined less sharply than the 2000-based series over the period January to March 2007, generally because prices of new oil products (such as fuel oil for ship, white spirit and liquid paraffin) in the 2006-based series fell at a slower rate than the prices of products in the 2000-based series.

30 The 2006-based Machinery & Transport Equipment index experienced more marked declines than the corresponding 2000-based index. Key product items in this section include ICT-related products like integrated circuits, parts of data processing machines & peripherals, disk drives and mobile phones which accounted for 59 per cent of the 2006-based series and 54 per cent of the 2000-based series. The sharper fall in the prices of these products and their larger share in the 2006-based series contributed to a greater decline in the 2006-based index than in the 2000-based index.

31 The price trends of the 2006-based Chemicals & Chemical Products index differed considerably from the 2000-based series as a result of differences in product composition, addition of new products (including sulphonamides, phenols, medicaments containing hormones etc) and substantial changes to the relative share of products within the section. This was attributed to the rapid expansion occurring in the export-oriented chemicals and pharmaceutical industries between 2000 and 2006.

V DISSEMINATION OF DATA

32 A monthly report on the IPI and EPI is released in the Department's homepage (<http://www.singstat.gov.sg>) 30 days after the end of the index's reference month. The IPI and EPI are also published in the Monthly Digest of Statistics and Yearbook of Statistics. Subscribers to the Department's Singstat Time Series (STS) may also download the historical data electronically.

SINGAPORE DEPARTMENT OF STATISTICS
JUNE 2007

APPENDICES

INDEX COMPUTATION METHOD

1 The 2006-based IPI and EPI are fixed-weight modified Laspeyres (also known as the Young Index) price indices. The modified Laspeyres is the weighted average of the current- to base-period price relatives where the weight reference period of 2005 precedes the price reference period of 2006.

2 The price indices are built up progressively from the commodity brand to the item, group, division, section and overall levels. The price relative at the commodity brand level provides the basic level for the compilation of higher level (or more aggregated) indices.

3 The geometric means of these basic price relatives are obtained to form indices at the commodity item level. The weighted average of the price indices at the commodity item level is then used to form price indices at the group level. The process is repeated to obtain higher level indices including the division, section and overall price indices.

4 The modified Laspeyres formula used for index computation is presented below :

Price Index at Commodity Brand Level

$I_{it} = P_{it}/P_{i0} \times 100$ is the price relative of the i-th commodity brand in period t relative to the base period where P_{it} is the price of the i-th commodity brand in period t and P_{i0} is the price of the i-th commodity brand in the base period.

Price Index at Commodity Item Level

$I_{jt} = \Pi(I_{it})^{1/N}$ is the price relative of the j-th commodity item in period t where N is the number of commodity brands within the j-th commodity item.

Price Index at Commodity Group Level

$I_{kt} = \Sigma W_j I_{jt}$ is the price relative of the k-th commodity group in period t where W_j is the relative weight of the j-th commodity item, ie $\Sigma W_j = 1$.

Price Index at Commodity Division Level

$I_{mt} = \Sigma W_k I_{kt}$ is the price relative of the m-th commodity division in period t where W_k is the relative weight of the k-th commodity group, ie $\Sigma W_k = 1$.

Price Index at Commodity Section Level

$I_{rt} = \Sigma W_m I_{mt}$ is the price relative of the r-th commodity section in period t where W_m is the relative weight of the m-th commodity division, ie $\Sigma W_m = 1$.

Price Index at Overall Level

$I_t = \Sigma W_r I_{rt}$ is the price index in period t where W_r is the relative weight of the r-th commodity section, ie $\Sigma W_r = 1$.

**NUMBER OF INDICES AT COMMODITY DIVISION,
GROUP AND ITEM LEVEL
(2006=100)**

Commodity Section	Commodity Division	Commodity Group	Commodity Item
Import Price Index	57	185	640
Oil	1	3	13
Non-Oil	56	182	627
Food	10	29	94
Beverages & Tobacco	2	4	18
Crude Materials	8	13	24
Animal & Vegetable Oils	3	4	17
Chemicals & Chemical Products	8	28	118
Manufactured Goods	9	43	129
Machinery & Transport Equipment	8	36	134
Miscellaneous Manufactures	8	25	93
Export Price Index	57	162	585
Oil	2	3	19
Non-Oil	55	159	566
Food	9	22	56
Beverages & Tobacco	2	4	18
Crude Materials	8	12	24
Animal & Vegetable Oils	3	4	14
Chemicals & Chemical Products	8	26	106
Manufactured Goods	9	35	101
Machinery & Transport Equipment	8	35	170
Miscellaneous Manufactures	8	21	77

**WEIGHTS OF THE IMPORT PRICE INDEX AT COMMODITY
SECTION AND GROUP LEVEL
(2006=100)**

	Weights		Weights
TOTAL ALL-ITEMS	10,000	Wheat, unmilled	2
FOOD	203	Rice	6
Live animals	9	Wheat flour	1
Live pigs		Cereal and flour preparations	10
Live chicken		Cereals	
Live ducks		Malt	
Meat & meat offal fresh, chilled, frozen	17	Biscuits sweetened without cocoa	
Beef		Biscuits sweetened with cocoa	
Mutton		Crisp savoury food products	
Pork		Vegetables, fresh or chilled	11
Chicken, whole		Potatoes, fresh or chilled	
Chicken wings		Tomatoes, fresh or chilled	
Chicken parts		Onions incl spring onions, fresh or chilled	
Meat & meat offal prepared, preserved	3	Cabbages, fresh or chilled	
Teriyaki chicken steak		Leafy or stem vegetables, fresh or chilled	
Canned chicken leg		Fruited or leguminous vegetables, fresh or chilled	
Milk and cream	20	Tapioca, sweet potatoes, yam & other roots & tubers, fresh or dried	
Evaporated milk		Vegetables, roots, tubers, prepared or preserved	4
Skimmed milk powder		Canned vegetables	
Full cream milk powder		Pickled lettuce	
Condensed milk		Fruits and nuts, fresh or dried	15
Ice cream		Oranges	
Butter	3	Bananas	
Cheese and curd	2	Apples	
Eggs	3	Grapes	
Fish fresh, chilled or frozen	17	Coconuts, desiccated	
Freshwater aquarium fish		Nuts	
Marine fish		Melons incl watermelons	
Tuna		Pears & quinces	
Fish fillets		Avocados, mangoes, guavas & mangosteens	
Fish, dried, salted or smoked	2	Fruit, preserved, and fruit preparations	3
Sharks' fins, dried or salted – Black shark		Edible nuts, prepared or preserved	
Sharks' fins, dried or salted – White shark		Fruit, prepared or preserved	
Crustaceans & molluscs	10	Fruit and vegetable juices	2
Prawns & shrimps		Sugar and honey	7
Cuttlefish & squid		Sugar confectionery	3
Beche-de-mer (sea cucumber)		Vegetables, fruit, nuts, fruit-peel & other parts of plants preserved by sugar	
Fish, crustaceans & molluscs, prepared or preserved	9	Sugar confectionery, not containing cocoa	
Mackerel, canned			
Sharks' fins, canned			
Abalone, canned			

**WEIGHTS OF THE IMPORT PRICE INDEX AT COMMODITY
SECTION AND GROUP LEVEL
(2006=100)**

Weights	Weights
Coffee 6	CRUDE MATERIALS 66
Coffee beans, not roasted	
Coffee beans, roasted, unground	Raw hides & skins 2
Coffee extracts, essences & concentrates, incl 3-in-1 instant coffee	Crocodile skin
	Python skin
	Ostrich skin
Cocoa 7	Soya beans 1
Cocoa beans	
Cocoa paste	Crude rubber & natural gums 15
Chocolate 4	Rubber ribbed smoked sheets
	Technically specified rubber
Spices 6	Synthetic rubber and waste 3
Pepper, black, not ground	
Pepper, white, not ground	Wood shaped or worked 7
Cloves	Kempas wood, sawn, sliced or peeled
Ginger, fresh or dried	Meranti wood, sawn, sliced or peeled
Animal feeding stuffs 2	Other man-made fibres 1
Fish feed	Artificial filament tow
Dog food	Cotton – Acetate tow
Food preparations, not elsewhere classified 18	Worn clothing & worn textile articles 2
Mixed condiments & mixed seasonings	
Sauces	Stone, sand and gravel 8
Instant noodles	Granite & porphyry, roughly worked
Birds' nests	Natural sands
Protein concentrates	Granite, crushed or broken
Non-alcoholic preparations used for making beverages	Other crude minerals 7
BEVERAGES & TOBACCO 67	Slag, dross & similar waste from the manufacture of iron or steel
Non-alcoholic beverages 5	Bitumen & asphalt, natural
Mineral water	Iron or steel scrap 4
Carbonated drinks	
Non-carbonated drinks	Ores & concentrates of base metal not elsewhere classified 3
Alcoholic beverages 41	Manganese ores – battery grade
Sparkling wine	Manganese ores – metallurgical grade
Wine	Metal waste, scrap, exclude iron 4
Stout & porter	Copper waste & scrap
Beer & ale	Nickel waste & scrap
Whiskies	Crude vegetable materials, not elsewhere classified 9
Brandy	Rattans
Rum	Chinese medicine (eg. cordiceps, chrysanthemum)
Gin	Agarwood
Vodka	Flowers & buds, fresh
Samsoo incl medicated samsoo	Flowers & buds, dried or dyed
Tobacco unmanufactured 3	
Tobacco manufactures 18	

**WEIGHTS OF THE IMPORT PRICE INDEX AT COMMODITY
SECTION AND GROUP LEVEL
(2006=100)**

	Weights		Weights
MINERAL FUELS	1,798	Acyclic hydrocarbons	
Petroleum, crude	937	Benzene	
Petroleum products, refined	852	Xylene	
Motor spirit, refined		Styrene	
Jet fuel		Halogenated derivatives of hydrocarbons	
Naphtha		Alcohols, phenols, and derivatives	45
Kerosene		Methyl alcohol	
High speed diesel fuel		Propyl & isopropyl alcohols	
Diesel fuel		Butyl alcohol	
Fuel oils		Ethyl alcohol	
Lubricating oil		Fatty alcohols	
Lubricating grease		Acyclic alcohols & their derivatives	
Liquid paraffin		Ethylene glycol	
Residual petroleum products, not elsewhere classified	9	Cyclic alcohols & their derivatives	
Turpentine oil		Phenol & its salts	
Hydrocarbon solvents		Carboxylic acids and derivatives	29
ANIMAL & VEGETABLE OILS & FATS	15	Acetic acid & its salts	
Animal oils & fats	1	Esters of acetic acid	
Anhydrous lanolin		Methacrylic acid & its salts & esters	
Wool grease		Monocarboxylic acids & derivatives	
Fixed vegetable oils	3	Phthalic anhydride	
Soya bean oil		Polycarboxylic acids & derivatives	
Cotton seed oil		Carboxylic acids with additional oxygen function & derivatives	
Olive oil		Nitrogen-function compounds	19
Sunflower-seed or safflower oil		Amine-function compounds	
Maize (corn) oil		Oxygen-function amino-compounds	
Rape & mustard seed oil		Carboxyamide-function compounds & amide-function compounds of carbonic acid	
Sesame oil		Quaternary ammonium salts & hydroxides	
Other fixed vegetable oils	5	Nitrogen-function compounds	
Palm oil, crude		Organo-inorganic compounds	27
Palm oil, refined		Organo-sulphur compounds	
Coconut oil, crude		Heterocyclic compounds & nucleic acids & its salts	
Coconut oil, refined		Other organic chemicals	36
Palm kernel oil		Ethers, ether-alcohols & their derivatives	
Other animal & vegetable oils	6	Aldehydes, aldehyde-alcohols & other oxygen function aldehydes	
Vegetable oils & fats hydrogenated		Acetone	
Stearin		Methylethyl ketone	
Fatty acids & acid oils from refining		Enzymes	
CHEMICALS & CHEMICAL PRODUCTS	631	Inorganic chemicals	18
Hydrocarbons	37	Hydrogen & rare gases	
Propene		Selenium	
		Nitric & sulphonitric acids	
		Inorganic acids & oxygen compounds of non-metals	

**WEIGHTS OF THE IMPORT PRICE INDEX AT COMMODITY
SECTION AND GROUP LEVEL
(2006=100)**

Weights	Weights
Manganese oxides	Surface-active preparations
Titanium oxides	Washing preparations
Sodium hydroxide in aqueous solution	Polishes & creams
Hydrazine & hydroxylamine	
Metallic salts, inorganic 5	Polyethylene in primary forms 4
Potassium carbonate in powder form	Polystyrene in primary forms 7
Strontium carbonate in powder form	
Other inorganic chemicals 8	Polyvinyl chloride in primary forms 13
Potassium gold cyanide	Other resins in primary forms 35
Potassium silver cyanide	Epoxide resins in primary forms
	Polycarbonates in primary forms
Synthetic organic dye 12	Other plastics in primary forms 23
Paints & varnishes 24	Polypropylene in primary forms
Printing ink	Acrylic in primary forms
Varnishes incl lacquers	Polyamides in primary forms
Undercoats & primers	Aminoplasts in primary forms
Paints	Polyurethanes in primary forms
Pigments incl metallic powders & flakes in non-aqueous media	Silicones in primary forms
Solvents & thinners for varnishes	Petroleum coumarone-indene resins in primary forms
Medicinal and pharmaceutical products, excl medicaments 49	Plastic tubes & pipes 1
Vitamins & provitamins	Plastic plates & sheets 29
Adrenal, cortical hormones & derivatives	Plates or sheets of polymers of vinyl chloride
Organo-therapeutic glands, dried & extracts	Plates or sheets of cellulose derivatives & other plastics, self-adhesive
Antiseria & other blood fractions & vaccines	Plates or sheets of plastic, non-cellular & not reinforced
Medicated wadding gauze bandages	Plates or sheets of plastics reinforced
Medicaments 32	Plastic monofilament rods 2
Essential oils 9	Monofilament rigid tubes or rods of polymers of vinyl chloride
Essential oils & aqueous solutions of essential oils	Monofilament rigid tubes or rods of cellulose derivatives
Odoriferous substances used in the food or drink industries	
Perfumes & cosmetics 50	Disinfectants & insecticides 9
Perfumes & toilet waters	Insecticides
Make-up preparations & preparations for the care of the skin	Weed killers
Face & skin creams & lotions	
Shampoos	Starches 7
Hair creams and lotions	Starches & inulin
Toothpaste	Dextrins & starch glues
Agarbatti, incl scented joss sticks	Prepared glues
Air fresheners or room deodorisers	
Soap and cleansing preparations 11	Lubricating preparations & anti-knock preparations 29
Toilet soaps incl medicated soaps	Prepared additives for lubricating oils
Organic surface-active agents	Lubricating preparations

**WEIGHTS OF THE IMPORT PRICE INDEX AT COMMODITY
SECTION AND GROUP LEVEL
(2006=100)**

Weights	Weights
Other chemical products 61	Sanitary towels & tampons
Artificial waxes	Joss paper
Catalytic preparations & reaction initiators & accelerators	Textile yarn thread 5
Soldering fluxes	Synthetic monofilament
	Slivers, rovings, yarn & chopped strands of glass fibres
MANUFACTURED GOODS 761	Cotton fabrics, woven 6
Leather 5	Synthetic fabrics, woven 12
Rubber fabricated manufactures 4	Fabrics, knitted or crocheted 9
Compounded rubber unvulcanised in primary forms, in plates, sheets & strips	Special fabrics and products 12
Piping & fittings of unhardened vulcanized rubber	Rubberised textile fabrics
Rubber tyres & tubes 15	Twine, cordage, ropes & cables of synthetic fibres
Motor car tyres, pneumatic	Knotted netting & fishing nets
Motor lorry & bus tyres, pneumatic	Textile products & articles for technical uses
Aircraft tyres, pneumatic	Articles of textile 9
Other rubber manufactures 13	Bed linen, not knitted or crocheted
V-type transmission belts of vulcanised rubber	Toilet linen & kitchen linen of cotton
Rubber articles (eg. stoppers, caps)	Floor-cloths, dish-cloths
Veneers, plywood 6	Industrial safety belts
Wood manufactures 4	Lime, cement & stone 38
Timber solid door	Portland cement
Timber door panel	Worked monumental or building stone & articles, mosaic cubes of natural stone or slate
Paper and paperboard 32	Clay materials 11
Newsprint, in rolls or sheets	Ceramic building bricks
Printing & writing paper & paperboard, uncoated, in rolls or sheets	Glazed ceramic tiles
Carbon paper, self-copy paper, in rolls or sheets	Mineral manufactures, not elsewhere classified 35
Printing & writing paper & paperboard coated in rolls or sheets	Millstones, grindstones, grinding wheels of natural stone, natural or artificial abrasives, or ceramics
Kraft liner	Natural or artificial abrasive powder or grain
Semi-chemical fluting paper	Tiles, flagstones, bricks & similar articles of cement, concrete or artificial stone
Paper & paperboard coated with plastics or wax, coloured or printed	Articles of stone or other mineral substances
Articles of paper, paper pulp & cellulose wadding 17	Ceramic wares for laboratory, chemical or other technical uses
Cartons, boxes & other packing containers, letter trays & box files	Glass 39
Registers, account books & other stationery of paper & paperboard	Glass in balls, rods or tubes, unworked
Toilet paper, cut to size	Float glass & surface ground glass, in sheets
Adhesive paper in strips or rolls	Glass envelopes & glass parts for electric lamps & cathode-ray
Disposable diapers, for babies	

**WEIGHTS OF THE IMPORT PRICE INDEX AT COMMODITY
SECTION AND GROUP LEVEL
(2006=100)**

Weights	Weights
Glassware 28	Nickel, lead, zinc & tin 41
Glass containers for the conveyance or packing of goods, incl lids, stoppers	Nickel unwrought
Glassware for table or kitchen purposes	Lead unwrought
Pig, sponge iron 2	Zinc unwrought
Steel flat-rolled product, unclad 49	Tin unwrought
Steel flat-rolled product, clad 8	Misc non-ferrous base metals 2
Alloy steel flat-rolled product 23	Cobalt alloy metal, sputtering target for hard disk manufacturer
Sheets & plates of stainless steel	Coating powders
Coil for re-rolling of stainless steel	Structural parts 18
Steel bar, shape 33	Door & window frames & casements of iron or steel
Wire rods of iron or non-alloy steel	Structures & parts of aluminium
Round reinforcement bars of iron or non-alloy steel	Metal containers 5
Deformed bars of iron or non-alloy steel	Wire products 6
Bars & rods of stainless steel	Stranded wire, cables or slings
U, I or H sections	Prestressed concrete strand
Rails & railway track construction materials 3	Nail, screw & bolt 12
Iron and steel wire 3	Screws of iron or steel
Wire of iron or non-alloy steel	Bolts & nuts of iron or steel
Wire of stainless steel	Rivets, cotters, cotter-pins & washers of iron or steel
Iron pipes and fittings 61	Hand tools 37
Tubes, pipes & hollow profiles of cast iron	Pliers, pincers, tweezers, pipe-cutters, bolt croppers & punches
Tubes, pipes & hollow profiles, seamless, of iron or steel	Blades for hand or machine saws
Tube & pipe fittings of iron or steel	Tool tips, plates or sticks
Silver & platinum metal 12	Drills interchangeable for hand or machine tools
Silver unwrought	Household equipment 8
Platinum unwrought	Stainless steel cooking pot
Copper 38	Stainless steel dish-rack
Unwrought copper incl copper alloys, refined	Base metal manufactures, not elsewhere classified 57
Bars & rods of copper	Locks & padlocks
Copper wire	Mountings & fittings for furniture, doors & windows
Strip of copper	Chain & parts of iron or steel
Copper foil	Spring & leaves for springs of iron or steel
Tubes & pipes of copper	Stoppers, bottle caps of base metal
Aluminium 43	Electrodes of base metal flux, coated or cored for electric arc-welding
Aluminium unwrought	Wire, rods, excl electrodes of base metal flux
Bars & rods, wrought, aluminium & aluminium wire	Anchors & grapnels & parts of iron or steel
Wrought plates, sheets & strip of aluminium	Cast articles of iron or steel
Aluminium foil	Articles of aluminium
Tubes, pipes & hollow profiles of aluminium	

**WEIGHTS OF THE IMPORT PRICE INDEX AT COMMODITY
SECTION AND GROUP LEVEL
(2006=100)**

Weights	Weights	
MACHINERY & TRANSPORT EQUIPMENT	5,653	
Piston engines	77	
Parts for aircraft piston engines		
Diesel engines		
Marine engines		
Parts for engines, excl for aircraft engines		
Engines and motors, non-electric	110	
Parts of turbo-jets for turbo-propellers		
Parts of gas turbines, excl for turbo-jets		
Electric plant and parts	74	
DC motors		
Generating sets		
Civil engineering equipment and parts	146	
Boring & sinking machines, not self-propelled		
Parts of earth moving, boring or sinking machinery		
Parts of other machinery, incl ships' derrick & cranes		
Cloth, leather machinery and parts	19	
Sewing machines, non-domestic		
Parts for weaving, knitting & yarn preparing machine		
Textile dressing or finishing machines		
Printing, bookbinding machinery and parts	9	
Printing machinery		
Parts of printing machinery		
Specialized machinery, not elsewhere classified	125	
Machine tools for working wood		
Plastic injection moulding machines		
Parts for metals machine-tools	38	
Tool holders, work holders, self-opening dieheads & dividing heads for machine-tools		
Parts & accessories for metal working machines		
Metalworking machinery	16	
Wirecutting machine		
Soldering iron		
Heating and cooling equipment	50	
Industrial electric furnaces or ovens		
Parts of electric furnaces, ovens, induction & heating equipment		
	Refrigerating or freezing equipment	
	Evaporators & condensers for refrigerating or freezing equipment	
	Air conditioning machines	
	Parts for air conditioning machines	
	Heat exchangers	
	Evaporating & drying plant	
	Parts for heating & cooling plant machinery & equipment, non-domestic	
	Pumps for liquids	20
	Centrifugal pumps	
	Other pumps & liquid elevators	
	Parts for pumps & liquid elevators	
	Pumps, not elsewhere classified	47
	Air or vacuum pumps	
	Compressors	
	Centrifuges	
	Oil filters for internal combustion engines	
	Parts for fans, blowers, hoods, compressors & free-piston generators	
	Mechanical handling equipment	48
	Fork-lift trucks	
	Parts of industrial truck & tractor, mechanically propelled	
	Cranes, mobile lifting frames & straddle carriers	
	Parts of lifting, handling & loading machinery	
	Non-electrical machinery and parts	21
	Hand-tools with self-contained non-electric motor	
	Parts for sprayers	
	Ball or roller bearings	48
	Taps, cocks & valves	26
	Transmission shafts	13
	Bearing housing & plain shaft bearings	
	Gears incl friction gear boxes & speed gears	
	Non-electric parts and accessories of machinery, not elsewhere classified	36
	Moulds for metal, metal carbides, glass mineral, rubber or plastics, excl ingot moulds	
	Gaskets & joints of metal mixed with other materials	
	Oil seal rings	

**WEIGHTS OF THE IMPORT PRICE INDEX AT COMMODITY
SECTION AND GROUP LEVEL
(2006=100)**

Weights	Weights
Office machines 11	Circuit breakers
Calculating machines incl electronic desk calculators	Relays
Photo-copying or thermo-copying apparatus	Electricity distributing equipment 42
Data processing machines 301	Lacquered or enamelled wire
Microcomputers	Electric wire & cables
Disk drives	Electrical medical apparatus 11
Tape drives	Household goods 24
Printers	Clothes-washing machines
Optical disk drives, incl CD-ROM drives & CD-R drives	Refrigerators
Adaptor units	Shavers & hair clippers, electric
Other peripheral units	Vacuum cleaners & floor polishers, electric
Optical character readers document/image scanners	Food grinders, mixers, fruit & vegetable juice extractors, electric
Parts for office and data processing 723	Smoothing irons, electric
Printed circuit boards	Microwave ovens
Motherboard for PC	Parts of electro-thermal appliances
Television 35	Electronic valves 2,200
Radio-broadcast receivers 23	Electronic valves & tubes
Telecommunication equipment 628	Parts of electronic valves & tubes
Modems	Diodes
Microphones & stands	Transistors
Loudspeakers	Light emitting diodes
Headphones, earphones & combined microphone/speaker sets	Smart cards
Amplifiers	Integrated circuits
Mobile phones	Mounted piezo-electric crystals
Television cameras	Parts of diodes, photocells, transistors
Radio navigational aid radar & remote control apparatus	Electrical machinery not elsewhere classified 218
Parts of microphones & amplifiers	Primary cells & batteries
Parts of television & radio-broadcast receivers & telecom apparatus	Electric accumulators
Printed circuit boards assembled for television and radio-broadcast receivers and telecom apparatus	Parts of primary cells & batteries
Electrical power machinery 75	Electric filament lamps
Transformers	Fluorescent tubular lamps
Static converters, rectifiers & rectifying apparatus	Capacitors
Ballasts for discharge lamps	Electro & permanent magnets
Parts of transformers & rectifiers	Motor cars 87
Electrical circuit apparatus 233	Goods motor vehicles 28
Printed circuits	Motor vehicles for carrying goods
Resistors	Crane lorries
Fuses	Parts for tractors and motor vehicles 68
	Motorcycles and parts 19
	Trailers and parts 4

**WEIGHTS OF THE IMPORT PRICE INDEX AT COMMODITY
SECTION AND GROUP LEVEL
(2006=100)**

	Weights		Weights
MISC MANUFACTURES	806	Medical apparatus	46
Sanitary, plumbing & heating fixtures & fittings	1	Syringes, needles, catheters or cannulae	
Lighting fixtures	8	Ophthalmic instruments	
Furniture	22	Medical dental surgical or veterinary furniture incl parts	
Chairs & seats		Measuring instruments	166
Office furniture, metal		Navigational instruments incl compasses or surveying instruments	
Office furniture, wood		Drawing, calculating, measuring & checking instruments	
Bedroom sets, dining & living room sets, wood		Instruments to measure or control liquid, gas or temperature	
Other furniture, incl display stands, wood		Instruments for physical or chemical analysis	
Parts of furniture		Mechanical appliances for testing physical properties of industrial materials	
Travel goods	16	Hydrometers, thermometers, pyrometers or barometers	
Handbags of leather or composition leather		Automatic regulating or controlling instruments & apparatus	
Handbags of other materials		Instruments for measuring or checking electrical quantities	
Travel goods, eg. trunks, suit-cases, brief-cases		Parts of measuring instruments	
Purses or wallets		Photographic apparatus	29
Men's clothing, woven	12	Parts & accessories for cameras	
Women's clothing, woven	17	Parts & accessories for image projectors, photographic enlargers & reducers	
Men's clothing, knitted	10	Photographic supplies	30
Women's clothing, knitted	16	Chemical products used in photography	
Apparel articles of textile	49	Photographic plates & film in the flat, unexposed, for x-ray	
Babies' garments, of cotton, knitted or crocheted		Photographic film, in rolls, unexposed	
T-shirts, singlets & other vests, knitted or crocheted of cotton		Photographic paper & cloth, unexposed	
Brassieres		Photographic plates & film, developed	
Women's or girls' other garments of cotton, woven		Optical goods not elsewhere classified	26
Other clothing accessories & headgear	5	Contacts & spectacle lenses	
Braces, coats, incl belts & wrist straps of all kinds of leather or composition leather		Frames & mountings for spectacles or goggles	
Articles of apparel & clothing accessories of unhardened vulcanised rubber		Lenses for cameras, projectors, photographic enlargers or reducers filters	
Footwear	15	Watches and clocks	45
Sports shoes		Printed matter	24
Men's shoes		Printed books	
Ladies' shoes		Newspapers, journals & periodicals	
Optical instruments & apparatus	34	Labels of paper or paperboard	

**WEIGHTS OF THE IMPORT PRICE INDEX AT COMMODITY
SECTION AND GROUP LEVEL**
(2006=100)

Weights	Weights
Articles of plastic 47	Jewellery 59
Plastic articles for the conveyance or packing of goods; stoppers, lids, caps & other closures	Musical instruments and parts 73
Household & toilet articles, of plastic	Electric musical instruments
Toys & games 26	Video tapes or discs, blank
Office supplies, not elsewhere classified 11	Audio tapes or discs, blank
Ball point pens	Music CDs or VCDs or DVDs, recorded
Typewriter & similar ribbons	Parts of musical instruments
	Miscellaneous manufactures, not elsewhere classified 18
	Hearing aids, excl parts & accessories
	Orthopaedic appliances, eg. surgical belts
	Parts of slide-fasteners

**WEIGHTS OF THE EXPORT PRICE INDEX AT COMMODITY
SECTION AND GROUP LEVEL
(2006=100)**

	Weights		Weights
TOTAL ALL-ITEMS	10,000	Fruit, preserved, and fruit preparations	2
FOOD	102	Canned pineapples	
Meat & meat offal fresh, chilled, frozen	1	Canned fruit cocktails	
Chicken whole frozen		Fruit and vegetable juices	2
Chicken parts		Sugar and honey	2
Milk and cream	10	Sugar confectionery	1
Evaporated milk		Vegetables, fruit, nuts, fruit-peel & other parts of plants preserved by sugar	
Skimmed milk powder		Sugar confectionery, not containing cocoa	
Full cream milk powder		Coffee	8
Condensed milk		Coffee beans, not roasted	
Fish fresh, chilled or frozen	10	Coffee extracts, essences & concentrates, incl 3-in-1 instant coffee	
Freshwater aquarium fish		Cocoa	6
Marine fish		Cocoa powder, unsweetened	
Tuna		Cocoa paste	
Fish fillets		Cocoa butter	
Fish, dried, salted or smoked	1	Chocolate	6
Sharks' fins, dried or salted		Spices	4
Dried golden fins		Pepper, black, not ground	
Crustaceans & molluscs	3	Pepper, white, not ground	
Prawns & shrimps		Cloves	
Beche-de-mer (sea cucumber)		Nutmeg	
Fish, crustaceans & molluscs, prepared or preserved	3	Cardamoms	
Mackerel, canned		Cumin seeds	
Sea asparagus, canned		Animal feeding stuff	4
Pacific clams, canned		Wheat bran	
Rice	1	Feed supplements	
Wheat flour	1	Fish feed	
Cereal and flour preparations	12	Dog food	
Biscuits sweetened without cocoa		Shortenings & margarine	2
Biscuits sweetened with cocoa		Food preparations, not elsewhere classified	18
Vegetables, roots, tubers, prepared or preserved	1	Soya sauce	
Canned tomatoes		Mixed condiments & mixed seasonings	
Canned mushroom		Sauces	
Fruits and nuts, fresh or dried	4	Instant noodles	
Coconuts, desiccated		Birds' nests	
Fine grade coconuts		Malt extract	
		Protein concentrates	
		Non-alcoholic preparations used for making beverages	
		Syrups	

**WEIGHTS OF THE EXPORT PRICE INDEX AT COMMODITY
SECTION AND GROUP LEVEL
(2006=100)**

	Weights		Weights
BEVERAGES & TOBACCO	54	Ores & concentrates of precious metals	1
Non-alcoholic beverages	3	Crude vegetable materials, not elsewhere classified	6
Mineral water		Rattans	
Carbonated or non-carbonated drinks		Chinese medicine (eg. cordyceps, chrysanthemum)	
Alcoholic beverages	31	Agarwood	
Sparkling wine		Horticultural seeds	
Stout & porter		Orchids, fresh	
Beer & ale			
Whiskies			
Brandy			
Rum		MINERAL FUELS	1,518
Gin		Petroleum products, refined	1,457
Vodka		Motor spirit, refined	
Samsoo incl medicated samsoo		Jet fuel	
Tobacco unmanufactured	1	Naphtha	
Tobacco manufactures	19	White spirit	
		Kerosene	
		High speed diesel fuel	
		Diesel fuel	
CRUDE MATERIALS	60	Fuel oils for ships	
Raw hides & skins	2	Lubricating oil	
Python skin		Lubricating grease	
Lizard skin		Liquid for hydraulic brakes	
		Liquid paraffin	
Crude rubber, natural gums	14	Residual petroleum products, not elsewhere classified	43
Rubber ribbed smoked sheets		Hydrocarbon solvents	
Technically specified rubber		Oils & products from coal tar distillation	
Wood shaped or worked	4	Petroleum bitumen & other residues of petroleum oils	
Kempas wood sawn sliced or peeled		Bituminous mixtures of asphalt	
Keruing wood sawn sliced or peeled			
Meranti wood sawn sliced or peeled		Liquified propane and butane	18
Teak wood sawn sliced or peeled			
Pulp for paper and waste	4	ANIMAL & VEGETABLE OILS & FATS	11
Other man-made fibres	1	Animal oils & fats	1
Acetate tow		Wool grease	
Artificial filament tow		Anhydrous lanolin	
Worn clothing & worn textile articles	2	Fixed vegetable oils	2
Sulphur & unroasted iron pyrites & bitumen	6	Soya bean oil	
		Olive oil	
Iron or steel scrap	10	Sunflower-seed or safflower oil	
		Maize (corn) oil	
Metal waste, scrap, exclude iron	10	Rape colza & mustard seed oil	
Copper waste & scrap		Sesame oil	
Aluminium waste & scrap			

**WEIGHTS OF THE EXPORT PRICE INDEX AT COMMODITY
SECTION AND GROUP LEVEL
(2006=100)**

Weights	Weights
Other fixed vegetable oils 5	Methylethyl ketone
Palm oil, refined	Enzymes
Coconut oil, crude	Inorganic chemicals 11
Coconut oil, refined	Carbon, incl carbon blacks
Other animal & vegetable oils 3	Hydrogen & rare gases
Animal & vegetable oils boiled, oxidised	Inorganic acids & oxygen compounds of non- metals
Vegetable oils & fats hydrogenated	Titanium oxides
	Hydrazine & hydroxylamine
CHEMICALS & CHEMICAL PRODUCTS 1,153	Synthetic organic dye 10
Hydrocarbons 96	Synthetic organic colouring matter
Cyclohexane	Synthetic organic products
Benzene	Dyeing & tanning extracts 1
Toluene	Paints & varnishes 36
Xylene	Printing ink
Styrene	Varnishes incl lacquers
Halogenated derivatives of hydrocarbons	Ships' bottom composition & anti-fouling paints
Alcohols, phenols, and derivatives 53	Undercoats & primers
Methyl alcohol	Paints
Propyl & isopropyl alcohols	Pigments incl metallic powders & flakes in non- aqueous media
Butyl alcohol	Solvents & thinners for varnishes
Octyl alcohol	Medicinal and pharmaceutical products excl
Acyclic alcohols & their derivatives	medicaments 49
Ethylene glycol	Vitamins & provitamins
Phenol & its salts	Antibiotics
Carboxylic acids and derivatives 48	Adrenal, cortical hormones & derivatives
Acetic acid & its salts	Antiseria & vaccines
Esters of acetic acid	Medicaments 81
Methacrylic acid & its salts & esters	Essential oils 18
Monocarboxylic acids & derivatives	Essential oils & aqueous solutions of essential oils
Diocyl orthophthalates	Odoriferous substances used in the food or drink industries
Polycarboxylic acids & derivatives	Perfume & cosmetics 45
Nitrogen-function compounds 107	Perfumes & toilet waters
Amine-function compounds	Face & skin creams & lotions
Oxygen-function amino-compounds	Shampoos
Quaternary ammonium salts & hydroxides	Hair creams & lotions
Nitrogen-function compounds	Agarbatti incl scented joss sticks
Organo-inorganic compounds 209	Soap and cleansing preparations 10
Organo-sulphur compounds	Toilet soaps incl medicated soaps
Heterocyclic compounds & nucleic acids & its salts	Organic surface-active agents
Sulphonamides	Surface-active preparations
Other organic chemicals 30	Washing preparations
Ethers & ether-alcohols & their derivatives	
Aldehydes, aldehyde-alcohols & other oxygen function aldehydes	
Acetone	

**WEIGHTS OF THE EXPORT PRICE INDEX AT COMMODITY
SECTION AND GROUP LEVEL
(2006=100)**

Weights	Weights		
Polyethylene in primary forms	56	Leather	6
Polystyrene in primary forms	17	Rubber fabricated manufactures	6
Polyvinyl chloride in primary forms	44	Plates, sheets, strips, rods & profile shapes of unhardened vulcanised rubber	
Other resins in primary forms	72	Piping & fittings of unhardened vulcanised rubber	
Epoxide resins in primary forms		Rubber tyres, tubes	13
Polycarbonates in primary forms		Motor car tyres, pneumatic	
Alkyds & polyesters in primary forms		Motor lorry & bus tyres, pneumatic	
Other plastics in primary forms	45	Other rubber manufactures	13
Polypropylene in primary forms		V-type transmission belts of vulcanised rubber	
Acrylic in primary forms		Rubber articles (eg. stoppers, seals)	
Polyamides in primary forms		Veneers, plywood	5
Aminoplasts in primary forms		Paper and paperboard	17
Phenoplasts in primary forms		Printing & writing paper & paperboard coated in rolls or sheets	
Polyurethanes in primary forms		Paper & paperboard coated with plastics or wax, coloured or printed	
Cellulose, nitrates & ethers in primary forms		Articles of paper, paper pulp & cellulose wadding	14
Silicones in primary forms		Cartons, boxes & other packing containers, letter trays or box files	
Petroleum coumarone-indene resins in primary forms		Registers, account books & other stationery of paper & paperboard	
Waste, parings & scrap of plastics	1	Cigarette paper	
Plastic plates & sheets	23	Adhesive paper in strips or rolls	
Plates or sheets of polymers of vinyl chloride		Disposable diapers for babies	
Plates or sheets of cellulose derivatives & other plastics, self-adhesive		Textile yarn thread	16
Plates or sheets of plastic, non-cellular & not reinforced		Cotton fabrics, woven	7
Plates or sheets of plastics, reinforced		Synthetic fabrics, woven	11
Disinfectants & insecticides	8	Other fabrics, woven	2
Insecticides		Special fabrics and products	8
Weed killers		Rubberised textile fabrics	
Starches	4	Twine, cordage, ropes & cables of synthetic fibres	
Dextrins & starch glues		Knotted netting & fishing nets	
Prepared glues		Articles of textile and other mineral manufactures	8
Lubricating preparations & anti-knock preparations	32	Bed linen, not knitted or crocheted of cotton	
Anti-knock preparations		Toilet linen & kitchen linen of cotton	
Prepared additives for lubricating oils		Abrasive rolls	
Lubricating preparations			
Other chemical products	46		
Artificial waxes			
Soldering fluxes			
MANUFACTURED GOODS	463		

**WEIGHTS OF THE EXPORT PRICE INDEX AT COMMODITY
SECTION AND GROUP LEVEL
(2006=100)**

Weights	Weights
Glass 17	Aluminium 23
Cast, rolled, drawn, blown & float glass surfaced ground, worked	Aluminium unwrought
Glass envelopes, open, & glass parts for electric lamps & cathode-ray	Bars & rods, wrought, aluminium & aluminium wire
Glass fibres, incl glass wool	Wrought plates, sheets & strip of aluminium
	Aluminium foil
Glassware 4	Nickel, lead and zinc 15
Glassware for table or kitchen purposes	Nickel unwrought
Glass beads, imitation, precious or semi-precious stones	Lead unwrought
	Zinc unwrought
Steel flat-rolled product, unclad 18	Tin 28
Coil for re-rolling of iron or non-alloy steel	Tin unwrought
Sheets & plates of iron or non-alloy steel	Wrought bars and rods of tin & tin wire
Steel flat rolled product, clad 7	Metal containers 5
Sheets & plates galvanised of iron or non-alloy steel	
Sheets & plates tinned of iron or non-alloy steel	Nail, screw & bolt 14
	Screws of iron or steel
Alloy steel flat-rolled product 11	Bolts & nuts of iron or steel
Sheets & plates of other alloy steel	Rivets, cotters, cotter-pins, washers, of iron or steel
Coil for re-rolling of stainless steel	Nails, tacks, studs, bolts & nuts, screws, of copper
Steel bar, shape 19	Hand tools 40
Round reinforcement bars of iron or non-alloy steel	Hand tools, incl glaziers' diamonds, blow-lamps & anvils
Deformed bars of iron or non-alloy steel	Blades for hand or machine saws
Bars & rods of stainless steel	Knives & cutting blades for machines or mechanical appliances
Bars & rods of other alloy steel	Tool tips, plates, or sticks
U, I or H sections	Drills interchangeable for hand or machine tools
Iron and steel wire 2	Household equipment 7
Wire of iron or non-alloy steel	Table, kitchen & other household articles & parts, of iron or steel
Wire of stainless steel	Sanitary ware & parts, of iron or steel
Iron pipes and fittings 48	Base metal manufactures not elsewhere classified 49
Tubes, pipes & hollow profiles, seamless, of iron or steel	Mountings & fittings for furniture, doors & windows
Tube & pipe fittings of iron or steel	Chain & parts of iron or steel
Silver, platinum metal 6	Clasps, hooks & eyelets of base metal
Silver unwrought	Spring & leaves for springs of iron or steel
Platinum unwrought	Stoppers, bottle caps of base metal
Base metals, silver or gold, clad with platinum	Electrodes of base metal flux coated or cored for electric arc-welding
Copper 24	Wire, rods excl electrodes of base metal flux
Copper wire	
Strip of copper	
Plates & sheets of copper	
Copper foil	

**WEIGHTS OF THE EXPORT PRICE INDEX AT COMMODITY
SECTION AND GROUP LEVEL
(2006=100)**

	Weights		Weights
MACHINERY & TRANSPORT EQUIPMENT	5,950	Parts for metals machine-tools	17
Piston engines	48	Tool holders, work holders, self-opening dieheads & dividing heads for machine-tools	
Marine engines		Parts & accessories for metal working machines	
Diesel engines		Metalworking machinery	27
Parts for engines excl aircraft engines		Soldering iron	
Engines and motors, non-electric	29	Wirecutting machine	
Parts of turbo-jets for turbo-propellers		Heating and cooling equipment	47
Parts of gas turbines excl for turbo jets		Industrial electric furnaces & ovens	
Electric plant and parts	61	Evaporators & condensers for refrigerating or freezing equipment	
DC motors		Parts for refrigerating or freezing equipment	
DC generators		Air conditioning machines, window or wall types, self-contained	
AC generators		Parts for air conditioning machines	
Generating sets		Heat exchangers	
Parts of electric motors, generators & rotary converters		Evaporating & drying plant	
Civil engineering equipment and parts	160	Pumps for liquids	17
Bulldozers, angledozers, graders & levellers, self- propelled		Centrifugal pumps	
Mechanical shovels, excavators & shovel loaders, self-propelled		Other pumps & liquid elevators	
Parts of earth moving, boring or sinking machinery		Parts for pumps & liquid elevators	
Parts of other machinery incl ships' derrick & cranes		Pumps not elsewhere classified	42
Cloth, leather machinery and parts	24	Compressors	
Sewing machines, non-domestic		Oil filters for internal combustion engines	
Sewing machine needles		Air filters for internal combustion engines	
Knitting machines		Parts for fans, blowers, hoods, compressors & free-piston generators	
Parts for washing, drying, cleaning machines		Parts for centrifuges filtering or purifying machinery & apparatus	
Printing, bookbinding machinery and parts	7	Mechanical handling equipment	29
Rotary presses		Fork-lift trucks	
Printing machinery		Cranes, mobile lifting frames & straddle carriers	
Parts of printing machinery		Parts of lifting, handling & loading machinery	
Specialized machinery, not elsewhere classified	73	Non-electrical machinery and parts	22
Machine tools for working wood		Hand-tools with self-contained non-electric motor	
Machines & mechanical appliances for rubber industry		Chainsaws, hand-held with self-contained, non- electric motor	
Plastic injection moulding machines		Parts of hand-tools with self-contained, non- electric motor	
Parts of machinery for the working of rubber or plastics		Parts of machines for washing and cleaning	
Machine-tools for removing metal	15	Weighing machines	
Metal reaming & milling machines		Sprayers	
Machine-tools for working metal or metal carbides		Ball or roller bearings	46

**WEIGHTS OF THE EXPORT PRICE INDEX AT COMMODITY
SECTION AND GROUP LEVEL
(2006=100)**

Weights	Weights
Taps, cocks & valves 16	Telecommunication equipment 606
Pressure reducing valves or safety valves	Telephone sets
Parts for taps, cocks & valves	Telephone switchboards & exchanges
Transmission shafts 9	Modems
Transmission shafts & cranks	Facsimile machines
Bearing housing & plain shaft bearings	Microphones & stands
Gears incl friction gear boxes & speed gears	Loudspeakers
Flywheels pulleys & pulley blocks clutches & shaft couplings	Headphones, earphones & combined microphone/speaker sets
Parts for shaft couplings	Amplifiers
Non-electric parts and accessories of machinery, not elsewhere classified 44	Mobile phones
Gaskets & joints of metal mixed with other materials	Radio-telephonic or radio-telegraphic receivers
Oil seal rings	Television cameras
Office machines 9	Parts of television & radio-broadcast receivers & telecom apparatus
Calculating machines incl electronic desk calculators	Printed circuit boards assembled for television & radio-broadcast receivers & telecom apparatus
Cash registers	Electrical power machinery 55
Photo-copying or thermo-copying apparatus	Transformers
Data processing machines 694	Ballasts for discharge lamps
Microcomputers	Electrical circuit apparatus 218
Laptops	Printed circuits
Digital central processing units for microcomputers	Resistors
Disk drives	Fuses
Printers	Circuit breakers, moulded case type
Computer terminals or monitors	Switches
Keyboards	Relays
Optical disk drives incl CD-ROM drives & CD-R drives	Plugs & sockets
Control units	Electrical switching board control panels
Adaptor units	Parts of relays, fuses, plugs, sockets, switchboards & control panels
Gateways	Electricity distributing equipment 25
Optical character readers document/image scanners	Lacquered or enamelled wire
Parts for office and data processing 744	Electric wire & cables
Printed circuit boards assembled for computers and related peripherals	Insulators of any material
Parts of computers & peripherals	Household goods 20
Television 24	Clothes-washing machines
Radio-broadcast receivers 29	Refrigerators
Video and sound recorders 41	Shavers & hair clippers
	Vacuum cleaners & floor polishers
	Food grinders, mixers, fruit & vegetable juice extractors
	Smoothing irons
	Parts of electro-thermal appliances
	Electronic valves 2,423
	Cathode-ray television picture tubes, colour
	Diodes
	Transistors
	Photocells photodiodes & phototransistors

**WEIGHTS OF THE EXPORT PRICE INDEX AT COMMODITY
SECTION AND GROUP LEVEL
(2006=100)**

Weights	Weights
Light emitting diodes	Optical instruments & apparatus 25
Smart cards	
Integrated circuits	Medical apparatus 48
Mounted piezo-electric crystals	Syringes, needles, catheters or cannulae
	Ophthalmic instruments
Electrical machinery not elsewhere classified 211	Measuring instruments & meters and counters not elsewhere classified 107
Primary cells & batteries	Navigational instruments incl compasses or surveying instruments
Electric accumulators	Drawing calculating measuring & checking instruments
Fluorescent tubular lamps	Instruments to measure or control liquid, gas or temperature
Ultra-violet, infra-red & arc lamps	Instruments for physical or chemical analysis
Electrical starting equipment for internal combustion engines	Hydrometers, thermometers, pyrometers or barometers
Capacitors	Automatic regulating or controlling instruments & apparatus
Electro & permanent magnets	Instruments for measuring or checking electrical quantities
Electric sound or visual signalling apparatus	
Parts of electric sound or visual signalling apparatus	Photographic apparatus 16
Parts for tractors and motor vehicles 91	Parts & accessories for cameras
	Cinematographic projectors
Motorcycles and parts 25	Photographic supplies 30
Motor cycles with or without side-cars	Chemical products used in photography
Parts of motor cycles, non-motorised cycles & invalid carriages	Photographic plates & film in the flat, unexposed, for x-ray
	Photographic film, in rolls, unexposed
Trailers and parts 3	Photographic paper & cloth, unexposed
	Photographic plates & film, developed
MISC MANUFACTURES 689	Optical goods not elsewhere classified 28
Lighting fixtures 5	Contacts & spectacle lenses
	Lenses, prisms & optical fibres
Furniture 7	Sunglasses
Chairs & seats	Watches and clocks 25
Other wooden furniture, incl display stands	
Travel goods 8	Printed matter 45
Handbags of leather or composition leather	Printed books
Purses & wallets	Newspapers, journals & periodicals
Women's clothing, knitted 15	Labels of paper or paperboard
	Articles of plastic 36
Apparel articles of textile 60	Plastic articles for the conveyance or packing of goods; stoppers, lids, caps & other closures
Jerseys, pullovers, cardigans & waistcoats, knitted or crocheted of cotton	Household & toilet articles, of plastic
T-shirts, singlets & other vests, knitted or crocheted of cotton	
Footwear 7	Toys & games 17
Sports shoes	
Men's shoes	
Ladies' shoes	

**WEIGHTS OF THE EXPORT PRICE INDEX AT COMMODITY
SECTION AND GROUP LEVEL**
(2006=100)

	Weights		Weights
Office supplies not elsewhere classified	19	Video tapes or discs, blank	
Ball point pens		Computer tapes or discs, blank	
Fountain pens		Audio tapes or discs, blank	
Pen nibs & nib points incl parts		Music CDs or VCDs or DVDs, recorded	
Ink for duplicating machine			
Typewriter & similar ribbons			
Jewellery	30	Miscellaneous manufactures, not elsewhere classified	26
		Hearing aids, excl parts & accessories	
		Orthopaedic appliances, eg. surgical belts	
Musical instruments and parts	135	Buttons & press-fasteners	
Electric musical instruments		Slide-fasteners	

CHART 1 Import Price Index
Comparison of 2006-based & 2000-based Price Indices
(January 2006 - March 2007)

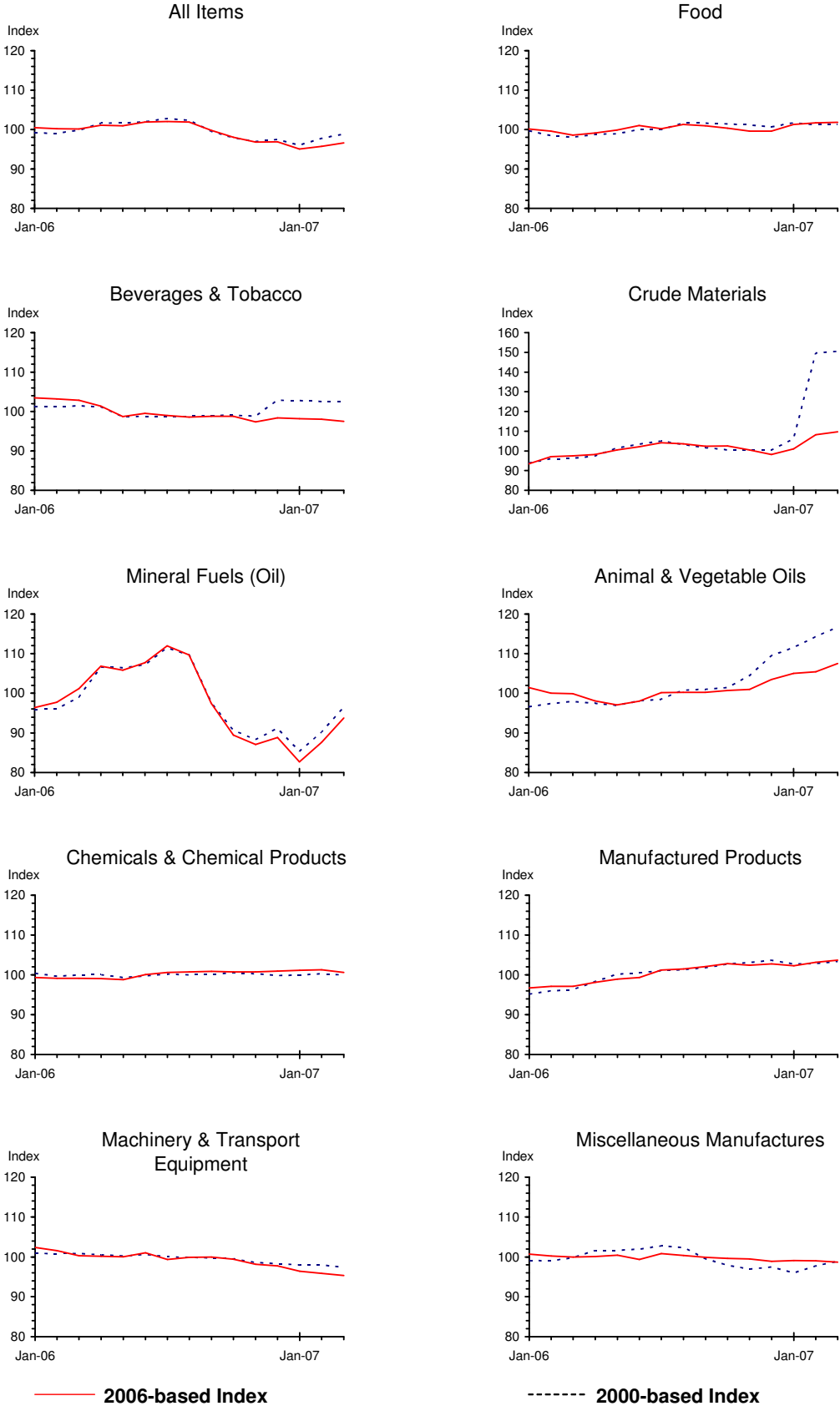


CHART 2 Export Price Index Comparison of 2006-based & 2000-based Price Indices (January 2006 - March 2007)

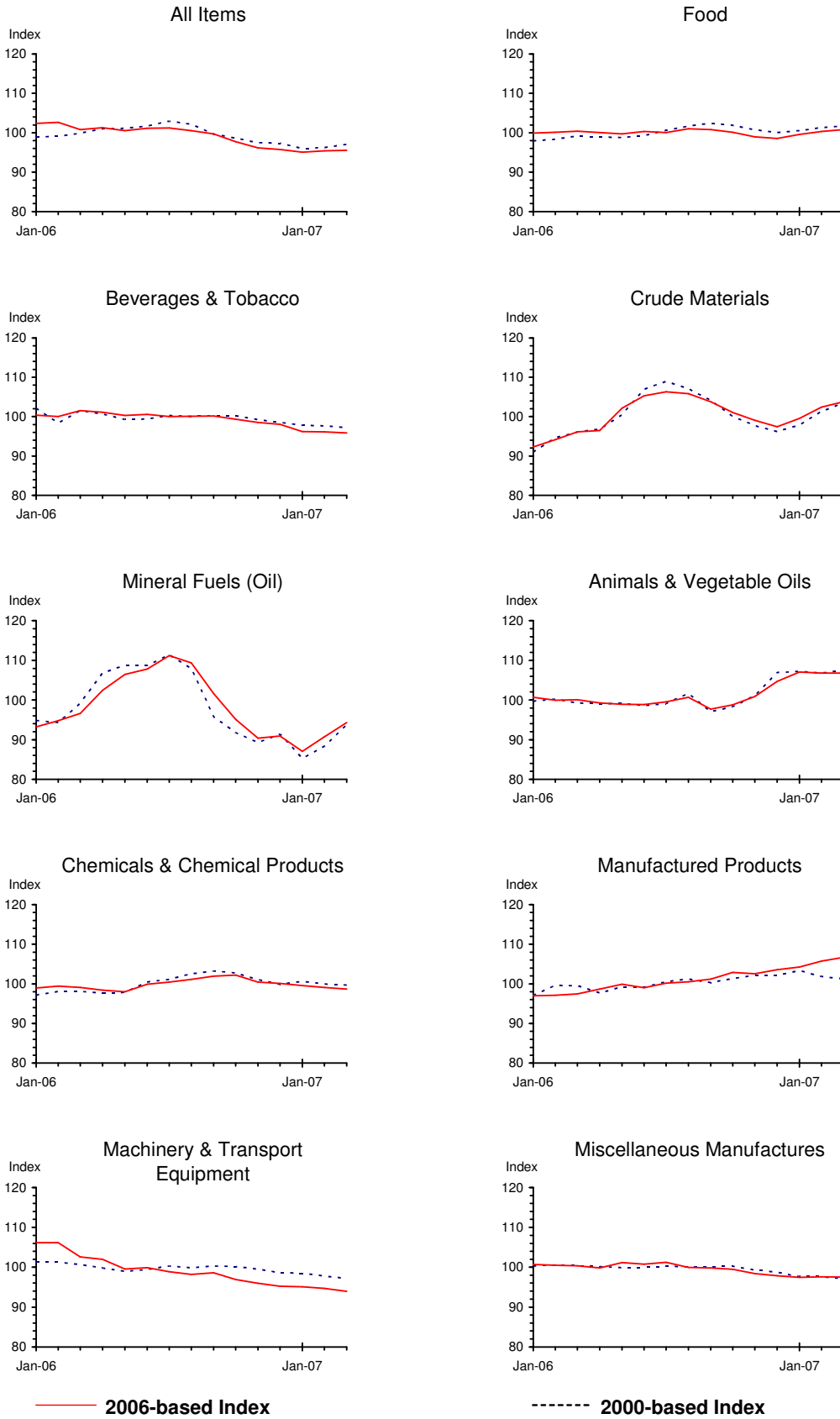


Table A1 Import Price Index (2006=100)

Section	All Items	Non-oil Items	Food	Beverages & Tobacco	Crude Materials	Mineral Fuels	Animal & Vegetable Oils	Chemicals & Chemical Products	Manufactured Goods	Machinery & Transport Equipment	Misc. Manufactures
Weights	10,000	8,202	203	67	66	1,798	15	631	761	5,653	806
2006	100.0	100.0	100.0	100.0	100.0	100.0	100.0	100.0	100.0	100.0	100.0
2006											
Jan	100.5	101.3	100.1	103.5	93.4	96.4	101.4	99.3	96.7	102.4	100.7
Feb	100.2	100.7	99.6	103.2	97.0	97.7	100.0	99.1	97.2	101.5	100.2
Mar	100.1	99.9	98.6	102.9	97.5	101.2	99.9	99.1	97.1	100.3	100.0
Apr	101.1	99.8	99.1	101.4	98.1	106.8	98.0	99.0	98.1	100.2	100.1
May	100.9	99.9	99.8	98.7	100.5	105.8	97.0	98.8	99.0	100.0	100.4
Jun	101.9	100.6	101.0	99.5	102.1	107.7	98.0	100.1	99.3	101.0	99.4
Jul	102.0	99.8	100.2	99.0	104.1	112.0	100.1	100.6	101.2	99.4	100.9
Aug	101.9	100.2	101.3	98.6	103.6	109.6	100.2	100.7	101.5	99.9	100.4
Sep	99.8	100.3	101.0	98.7	102.5	97.5	100.2	100.9	102.0	100.0	99.9
Oct	98.0	99.9	100.3	98.8	102.6	89.4	100.7	100.8	102.8	99.4	99.6
Nov	96.8	98.9	99.6	97.4	100.5	87.1	100.9	100.7	102.4	98.2	99.5
Dec	96.9	98.6	99.5	98.4	98.2	88.8	103.4	100.9	102.7	97.8	98.9
2007											
Jan	95.0	97.8	101.3	98.2	101.1	82.7	105.0	101.2	102.3	96.4	99.1
Feb	95.7	97.5	101.7	98.0	108.3	87.6	105.4	101.3	103.1	95.8	99.0
Mar	96.6	97.2	101.8	97.5	109.7	93.7	107.5	100.6	103.7	95.4	98.7

Table A2 Export Price Index (2006 = 100)

Section	All Items	Non-oil Items	Food	Beverages & Tobacco	Crude Materials	Mineral Fuels	Animal & Vegetable Oils	Chemicals & Chemical Products	Manufactured Goods	Machinery & Transport Equipment	Misc. Manufactures
Weights	10,000	8,482	102	54	60	1,518	11	1,153	463	5,950	689
2006	100.0	100.0	100.0	100.0	100.0	100.0	100.0	100.0	100.0	100.0	100.0
2006											
Jan	102.4	104.0	99.9	100.3	92.3	93.2	100.7	99.0	97.0	106.1	100.7
Feb	102.6	104.0	100.1	100.0	94.2	94.8	99.9	99.4	97.2	106.1	100.5
Mar	100.8	101.5	100.4	101.5	96.2	96.6	100.1	99.1	97.4	102.6	100.4
Apr	101.3	101.1	100.0	101.1	96.4	102.5	99.3	98.4	98.7	102.0	99.8
May	100.6	99.5	99.7	100.3	102.1	106.5	98.9	98.0	99.9	99.5	101.2
Jun	101.2	100.0	100.4	100.6	105.3	107.8	98.9	99.9	99.0	99.9	100.8
Jul	101.2	99.4	100.1	100.0	106.3	111.2	99.5	100.4	100.2	98.9	101.3
Aug	100.6	99.0	101.0	100.1	105.8	109.4	100.6	101.1	100.5	98.2	99.9
Sep	99.7	99.4	100.8	100.1	103.8	101.6	97.7	101.9	101.1	98.6	99.8
Oct	97.8	98.2	100.1	99.4	101.1	95.1	98.8	102.2	102.9	96.9	99.5
Nov	96.2	97.2	99.0	98.5	99.1	90.4	100.9	100.5	102.6	96.0	98.4
Dec	95.8	96.6	98.5	98.0	97.4	90.9	104.7	100.1	103.5	95.2	97.8
2007											
Jan	95.0	96.5	99.6	96.2	99.5	87.1	107.0	99.5	104.2	95.1	97.5
Feb	95.4	96.2	100.3	96.1	102.4	90.7	106.8	99.1	105.7	94.7	97.6
Mar	95.5	95.8	100.8	95.9	103.8	94.3	106.8	98.7	106.7	93.9	97.5

SINGAPORE DEPARTMENT OF STATISTICS INFORMATION DISSEMINATION SERVICES

Statistics Singapore Website

The Statistics Singapore Website was launched by the Singapore Department of Statistics in January 1995. Internet users can access the website by connecting to:

<http://www.singstat.gov.sg>

Providing key Singapore statistics :

- ◆ Latest Data / KeyStats
which provide key data on Singapore's economy and population.
- ◆ Media Releases
which cover the Performance of Singapore Economy, the Consumer Price Index, the Wholesale Trade Index, Business Receipts Index for Service Industries, Retail Sales and Catering Trade Indices, Manufacturing Performance, Singapore External Trade, Tourism Sector Performance, Real Estate Information and Employment Situation.
- ◆ Papers and Analyses
which provide papers on economic and social topics.

Providing information on statistical resources :

- ◆ Online Publication Catalogue
which lists the latest editions of publications released by the Singapore Department of Statistics at <http://www.singstat.gov.sg/pdtsvc/catalog.html>. More publications will progressively be made available for access without charge.
- ◆ Advance Release Calendar
which covers key Singapore economic indicators.

Providing a convenient gateway to international statistical websites :

- ◆ Guide to International Statistics
which covers international databases, classifications and links, and statistical terms and definitions.
- ◆ IMF Dissemination Standards Bulletin Board
which provides metadata about Singapore's key indicators in the real, fiscal, financial and external sectors, including dissemination practices and information about pre-release access of current indicators.

SingStat Express

SingStat Express is a personalised data delivery service which sends the latest press releases, notices of publication, newsletter, occasional and information papers to subscribers via email. SMS alert service is also available to local users. Subscription details are available from the Statistics Singapore Website (<http://www.singstat.gov.sg/express/express.html>).

SINGAPORE DEPARTMENT OF STATISTICS INFORMATION DISSEMINATION SERVICES (continued)

Key Singapore Data on Palm OS Devices

The pdf version of "Singapore in Brief 2007" for Palm OS devices is available for downloading from the Statistics Singapore Website.

SingStat Time Series (STS) Online System

The SingStat Time Series (STS) Online System is an internet-accessible time series retrieval system. The STS includes some 6,000 historical data series on Singapore society and economy from several domains, including national accounts, balance of payments, investments, finance, labour, prices, business expectations, trade, manufacturing, tourism, demography, health and education.

Besides the usual monthly, quarterly and annual data, STS includes also seasonally adjusted data series for key economic indicators providing for a better analysis and understanding of current economic trends. The STS also offers:

- Web-based search engine that is easy to use;
- "Bookmark" features that enable users to save and organise links in their personalised portals.

Subscription to STS is opened to local and overseas users. More information on STS are available via Statistics Singapore Website. For enquiries, please contact our Department at **Tel : 6332-7119**.

E-survey

The E-survey enables business organisations to complete and submit their survey forms through the internet. Using secured encryption protocols, the E-survey ensures that the information transmitted through the net is secured and protected. The system features online helps and validation checks to assist respondents in completing their survey forms. With the E-survey, respondents do away with the tedious paper work and manual tasks of mailing or faxing their survey returns to the Department.

Statistical Enquiries and Feedback

If you have any statistical enquiries or comment or suggestions on our statistical publications and electronic services, you are welcomed to :

- ◆ E-mail us at **info@singstat.gov.sg**
- ◆ Fax to us at **Tel: (65) 6332-7689**
- ◆ Call us at **Tel: 1800-3238118* (local callers)**
(65) 6332-7738 (overseas callers)

* Calls from mobile telephone lines to 1800 local toll free number may be subject to mobile airtime charges as imposed by the relevant mobile service provider.