



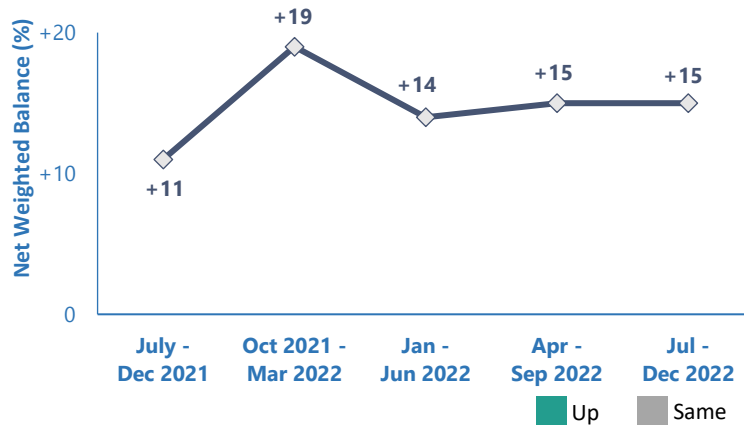
# Business Expectations Services Sector

## Third Quarter 2022

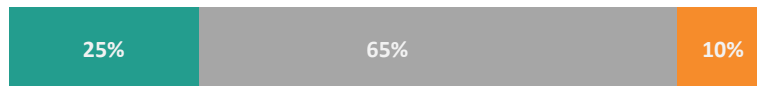
### GENERAL BUSINESS OUTLOOK (JUL – DEC 2022)

Business expectations among firms in Singapore’s services sector continue to be positive for the period of Jul - Dec of 2022. 25% of firms<sup>1</sup> are upbeat about the business conditions while 10% of firms foresee deteriorating business conditions, resulting in a net weighted balance of 15% of firms expecting more favourable business conditions. The net weighted balance is at the same level as the previous quarter’s (i.e., for the period of Apr – Sep 2022).

General Business Outlook for the Next 6 Months



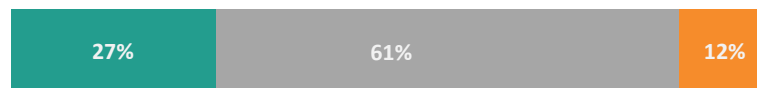
**+15%**  
Net Weighted  
Balance



### OPERATING REVENUE FORECAST (JUL – SEP 2022)



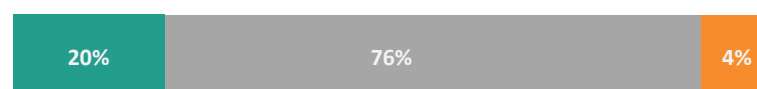
**+15%**  
Net Weighted  
Balance



### EMPLOYMENT FORECAST (JUL – SEP 2022)



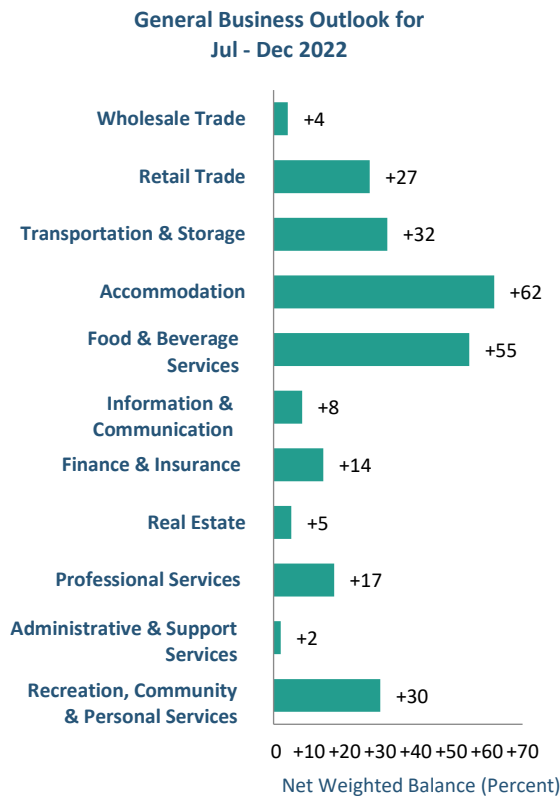
**+16%**  
Net Weighted  
Balance



<sup>1</sup>Refers to weighted percentage of firms.

## GENERAL BUSINESS OUTLOOK (JUL – DEC 2022)

Within the services sector, all industries expect business conditions to improve for the period of Jul – Dec 2022 when compared with the period Jan – Jun 2022.



Firms in the accommodation and transportation & storage industries are positive about business conditions for the next 6 months. Air transport firms and hoteliers expect greater influx of tourists into Singapore with the resumption of global travel.

The food & beverage services industry expects improved business conditions in the coming months. F&B firms anticipate higher business volume with the lifting of restrictions on group sizes for dining in.

The recreation, community & personal services industry foresees the business situation to pick up in second half of 2022. Within the industry, firms operating sports facilities are optimistic as they can host events with larger capacities with the easing of Safe Management Measures. Similarly, amusement and theme parks are also positive in their business outlook as they expect higher footfall in the next 6 months due to the increase in tourist arrivals.

The retail trade industry expects rosier business conditions in the next 6 months ending Dec 2022 which coincides with the year-end holidays and festive season. Within the industry, retailers of wearing apparel & footwear are particularly optimistic in their business outlook for this period.

## OPERATING REVENUE AND EMPLOYMENT FORECAST (JUL – SEP 2022)

With a net weighted balance of 15% of firms, the services sector foresees higher revenue for the period of Jul – Sep 2022 compared with the period of Apr – Jun 2022.












In line with their positive general business outlook, firms within the food & beverage services industry expect an increase in revenue for the next 3 months as they anticipate more customers with the lifting of dine-in restrictions.

With the resumption of global travel and increased tourist arrivals, firms in the transportation & storage and accommodation industries also expect revenue to increase in the 3<sup>rd</sup> quarter of 2022.

In terms of employment, all industries within the services sector expect an increase in hiring activity for the period of Jul – Sep 2022, with a net weighted balance of 16%.

Firms within the accommodation industry expect to increase hiring as they anticipate growing demand for their services with the resumption of global travel.

In line with their positive revenue outlook, the retail trade and recreation, community & personal services industries also expect to increase hiring.

Operating Revenue and Employment Forecast for 3rd Quarter 2022		
<b>Wholesale Trade</b> Operating Receipts Forecast <b>11%</b>		Employment Forecast <b>13%</b>
<b>Retail Trade</b> Operating Receipts Forecast <b>23%</b>		Employment Forecast <b>22%</b>
<b>Transportation &amp; Storage</b> Operating Receipts Forecast <b>29%</b>		Employment Forecast <b>15%</b>
<b>Accommodation</b> Operating Receipts Forecast <b>55%</b>		Employment Forecast <b>54%</b>
<b>Food &amp; Beverage Services</b> Operating Receipts Forecast <b>54%</b>		Employment Forecast <b>6%</b>
<b>Information &amp; Communications</b> Operating Receipts Forecast <b>1%</b>		Employment Forecast <b>13%</b>
<b>Finance &amp; Insurance</b> Operating Receipts Forecast <b>12%</b>		Employment Forecast <b>11%</b>
<b>Real Estate</b> Operating Receipts Forecast <b>11%</b>		Employment Forecast <b>4%</b>
<b>Professional Services</b> Operating Receipts Forecast <b>18%</b>		Employment Forecast <b>20%</b>
<b>Administrative &amp; Support Services</b> Operating Receipts Forecast <b>1%</b>		Employment Forecast <b>9%</b>
<b>Recreation, Community &amp; Personal Services</b> Operating Receipts Forecast <b>25%</b>		Employment Forecast <b>23%</b>

## EXPLANATORY NOTES

### Introduction

The Business Expectations Survey for the services sector is conducted quarterly (i.e. one month before the reference quarter) by the Singapore Department of Statistics. The 3<sup>rd</sup> quarter 2022 survey was conducted from Jun to Jul 2022. It is a survey aimed at obtaining the business outlook for the immediate future of firms in the services sector.

### Data Collection

The Business Expectations Survey covers some 1,500 enterprises in wholesale trade, retail trade, transportation & storage, accommodation, food & beverage services, information & communications, finance & insurance, real estate, professional and administrative & support services and recreation, community & personal services. Respondents are asked about their expectations of the business situation in the next six months as well as operating revenue and employment in the next three months. Their views are expressed in terms of directional change (i.e., “up”, “same” or “down”).

Enterprises’ responses are then weighted and aggregated to derive the weighted percentages for “up”, “same” or “down” at industry and overall sectorial level for each question. Employment size is used as the weighting variable at both the enterprise and industry level for the employment forecast. For the general business outlook and operating revenue forecast, operating revenue and value added are used as weights at the enterprise level and industry level respectively.

### Net Weighted Balance

A “net weighted balance” is used to indicate the likely overall direction of change of a particular activity or industry. Net weighted balance is calculated by taking the difference between the weighted percentages of “ups” and “downs”. A plus sign in the net weighted balance indicates a net upward trend and a minus sign denotes a net downward trend.



More data are available on the SingStat Website at  
[www.singstat.gov.sg/find-data/search-by-theme/industry/business-expectations/latest-data](http://www.singstat.gov.sg/find-data/search-by-theme/industry/business-expectations/latest-data)

or through the QR code below.



Singapore Department of Statistics  
29 Jul 2022

For enquiries, please contact:

Mr Lucas Ng Wei Kiat

T (+65) 6835 8897 E [Lucas\\_ng@singstat.gov.sg](mailto:Lucas_ng@singstat.gov.sg)

Mr Tan Jason

T (+65) 6884 4485 E [Tan\\_jason@singstat.gov.sg](mailto:Tan_jason@singstat.gov.sg)

Find us on

