

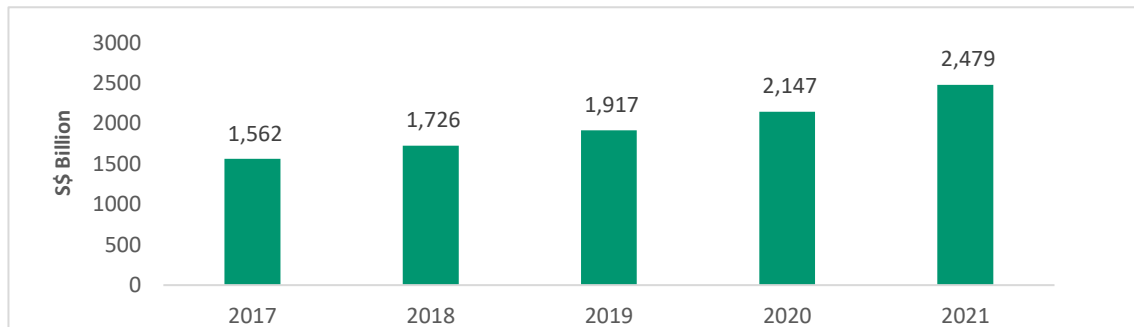


Foreign Direct Investment in Singapore (Stock as at Year-End)

2021

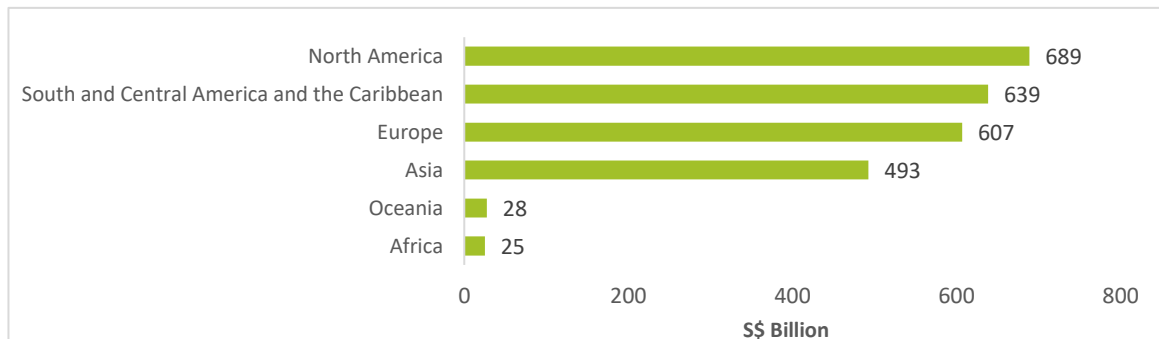
FOREIGN DIRECT INVESTMENT IN SINGAPORE

The stock of Foreign Direct Investment (FDI) in Singapore's corporate sector increased 15.5 per cent to reach \$2,479 billion as at end 2021, from \$2,147 billion as at end 2020.




FOREIGN DIRECT INVESTMENT IN SINGAPORE BY SOURCE ECONOMY

North America was Singapore's top source economy as at end 2021 (\$689 billion or 28 per cent of total FDI), followed by South and Central America and the Caribbean (\$639 billion or 26 per cent) and Europe (\$607 billion or 24 per cent).



FOREIGN DIRECT INVESTMENT IN SINGAPORE BY INDUSTRY

Finance & Insurance, Wholesale & Retail Trade and Manufacturing were the top 3 industries for FDI in Singapore, accounting for 82 per cent of the FDI stock as at end 2021.



Latest data and detailed statistical time series are available at:

<https://go.gov.sg/fdidata>

Or through the QR code below



Explore data trends via the Singapore's FDI Infographic and Dashboard at

Infographic: <https://go.gov.sg/sdiinfo>

Dashboard: <https://go.gov.sg/fdidb>

Or through the QR Codes below

Infographic:



Dashboard:



Singapore's FDI Technical Notes are available at

<https://go.gov.sg/fditechnotes>

Or through the QR Code below



Singapore Department of Statistics

24 February 2023

For enquiries, please contact:

Ms Huang Lihui T (+65) 68358898 E huang_lihui@singstat.gov.sg

Mrs Poh Bee Tin T (+65) 63326410 E poh_bee_tin@singstat.gov.sg

Find us on

