

Information Paper Series

Rebasing of the Import and Export Price Indices (2018=100)

ISSN 2591-7544
www.singstat.gov.sg

information paper
on
prices statistics

**REBASING OF
IMPORT AND EXPORT PRICE INDICES
(Base Year 2018=100)**

Singapore Department of Statistics
February 2019

Papers in this Information Paper Series are intended to inform and clarify conceptual and methodological changes and improvements in official statistics. The views expressed are based on the latest methodological developments in the international statistical community. Statistical estimates presented in the papers are based on new or revised official statistics compiled from the best available data. Comments and suggestions are welcome.

Please direct enquiries on this information paper to:

Producer Price Indices Section
Singapore Department of Statistics
Tel: 63327161
Email: info@singstat.gov.sg

Application for the copyright owner's written permission to reproduce any part of this publication should be addressed to the Chief Statistician and emailed to the above address.

Our Vision

National Statistical Service of Quality, Integrity and Expertise

Our Mission

We deliver Insightful Statistics and Trusted Statistical Services that
Empower Decision Making

Our Guiding Principles

Professionalism & Expertise	<i>We adhere to professional ethics and develop statistical competency to produce quality statistics that comply with international concepts and best practices.</i>
Relevance & Reliability	<i>We produce statistics that users need and trust.</i>
Accessibility	<i>We facilitate ease of access to our statistics through user-friendly platforms.</i>
Confidentiality	<i>We protect the confidentiality of individual information collected by us.</i>
Timeliness	<i>We disseminate statistics at the earliest possible date while maintaining data quality.</i>
Innovation	<i>We constantly seek ways to improve our processes, leveraging on new technology, to deliver better products and services to users.</i>
Collaboration	<i>We engage users on data needs, data providers and respondents on supply of data, and undertake the role of national statistical coordination.</i>
Effectiveness	<i>We optimise resource utilisation, leveraging on administrative and alternative data sources to ease respondent burden.</i>

CONTENTS

I	Introduction	1
II	Index Methodology	1
	Index Structure and Classification	
	Index Computation	
	Linking of Historical Series Across Different Base Years	
III	Items and Products Selection	3
	Preliminary Surveys of Importers and Exporters	
	Price Collection Surveys	
	Final Selection of Products for the 2018-based IPI and EPI	
IV	Comparison of Weighting Patterns and Price Trends	5
	Import Price Index	
	Export Price index	
V	Dissemination of Data	11

APPENDIX

I	Index Computation Method	13
II	Number of Indices by Commodity Division, Group and Item Level	14
IIIA	Weights of Import Price Index at Commodity Section and Group Level	15
IIIB	Weights of Export Price Index at Commodity Section and Group Level	25
IV	Import and Export Price Indices (2018=100)	32

REBASING OF IMPORT AND EXPORT PRICE INDICES (Base Year 2018 = 100)

I INTRODUCTION

The Department of Statistics (DOS) has rebased the Import Price Index (IPI) and Export Price Index (EPI) from the base year of 2012 to 2018. The rebasing exercise is conducted periodically to ensure that the 'baskets' of commodities and composition of imported products and exported products are representative of the current trade patterns.

The IPI and EPI track changes in the monthly prices of imported and exported goods respectively. IPI and EPI are also used as price deflators to estimate the volume of international trade and to compile constant price National Accounts estimates.

This information paper provides details on the rebasing of the IPI and EPI to reference year 2018. In addition, this paper compares the weighting patterns and trends of the 2018-based price indices with those of the 2012-based series.

II METHODOLOGY

Index Structure and Classification

The index structure of the IPI and EPI is in accordance with the Standard International Trade Classification, Revision 4.1 (SITC Rev 4.1)¹. Figure 1 illustrates the structure of the IPI and EPI. The lowest level comprises the brand prices of the imported and exported products. The indices at 7-digit commodity item level together with the attached weights form the elementary aggregates, from which the indices at 3-digit group level, 2-digit division level, 1-digit section level and lastly the overall IPI and EPI are built up.

Weights Determination

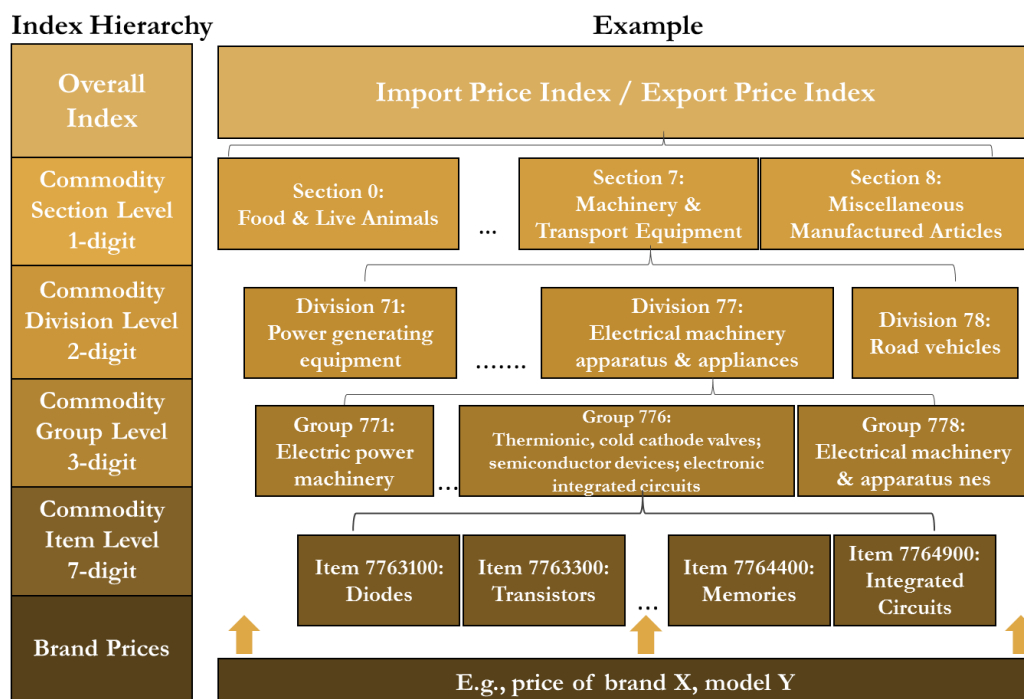
The weights at the 1-digit, 2-digit, 3-digit and 7-digit level SITC for the IPI and EPI are derived from the 2018 import and export values² respectively. At the brand level, equal weights are assigned for the individual brands within the elementary aggregates (sub-indices at 7-digit commodity item level).

The IPI and EPI baskets contain selected commodity items which are representative of the trade patterns of Singapore. The weights of the non-selected commodity items are distributed across the appropriate commodity items which share similar product characteristics based on the assumption that price trends of similar items move in tandem with each other.

¹ The Standard International Trade Classification is a product classification of the United Nations used for publication of external trade statistics (export and import values and volumes of goods), allowing for international comparisons of commodities and manufactured goods. Information on the SITC v4.1 can be found at: www.stats.un.org/unsd/trade/sitcrev4.htm.

² Source: Enterprise Singapore. The published data by commodity section can also be found at: <https://www.tablebuilder.singstat.gov.sg/publicfacing/createDataTable.action?refId=15327>

Figure 1: Index Structure of IPI and EPI



Index Computation

The 2018-based series is compiled using the Laspeyres formula where the base price period and weight reference period are aligned to the same year. The elementary aggregates are the geometric means of the price relatives of the commodity brands at the 7-digit commodity item level. Price indices at the higher levels of aggregation are progressively built up from the arithmetic means of the weighted sub-indices at 3-digit group level, 2-digit division level, 1-digit section level to the overall index. Details on the index computation method are shown in Appendix I.

Linking of Historical Series Across Different Base Years

The price indices prior to 2018 are linked to the new series by re-scaling them to the new base year 2018 level. The linking is obtained through the following mathematical procedure:

$$\text{Linked (2018-based) Index} = \text{2012-Based Index} \times \text{Linked Coefficient}$$

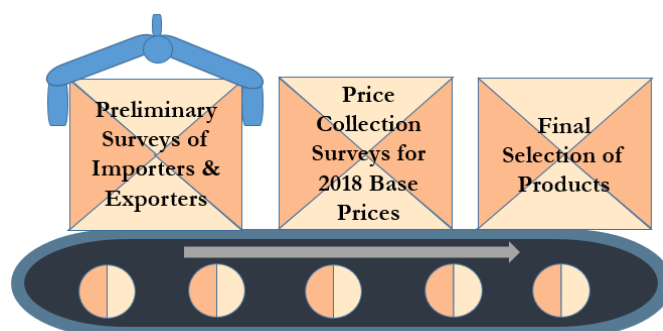
where the Linked Coefficient is the ratio of the annual 2018-based index in 2018 to the annual 2012-based index in 2018.

Example:

Annual 2018-based Index in 2018	= 100
Annual 2012-based Index in 2018	= 108
Linked Coefficient	= 100/108 = 0.926
Thus, if a 2012-based Index in January 2017	= 111
Then the 2018-based Index in January 2017	= 111 x 0.926 = 102.9

III ITEMS AND PRODUCTS SELECTION

During the rebasing exercise, the products included in the IPI and EPI baskets were reviewed and updated through the following processes:



Preliminary Surveys of Importers and Exporters

Preliminary surveys of importers and of exporters were initiated to collect characteristics of the commodity items traded by the selected importers and exporters, such as detailed information on the list of products, models or brands. The survey returns were used to shortlist the importers, exporters and the commodity brands for subsequent price collections.

(i) Sampling Method

The initial sampling frames for the preliminary surveys of importers and exporters were the 2016 trade databases which contained the list of traders and the types and value of the commodities items imported and exported in 2016. The sampling frames were supplemented by the 2017 trade databases when they became available.

Purposive sampling was adopted in the 2018 rebasing exercise. The purposive sampling method ensured that commodity items that were significant were selected for the baskets of the rebased IPI and EPI. This method reduced the overall sample sizes of importers and exporters without compromising the quality of the price indices compiled.

The SITC 7-digit commodity items were chosen based on import and export shares and the relationships between price movements within the various categories of products. The purposive sampling method involved progressive selections of SITC codes from the upper to the lowest levels of the SITC. The first step was to compile the weights at the 1-digit, 2-digit, 3-digit and 7-digit SITC. Within each commodity section starting from 1-digit SITC, the corresponding 2-digit SITCs with relatively significant weights were selected from the sample. This process was repeated consecutively at the 2-digit, 3-digit and 7-digit SITCs. This approach ensured that only commodity items or 7-digit SITC codes which had significant contributions to the higher level SITCs were selected.

The major importers and exporters for each of the commodity items selected were then identified to take part in the preliminary surveys to collect detailed product, model or brand specifications for subsequent product selections and price collections. Approximately 2,200 importers and 1,700 exporters were selected to participate in the preliminary surveys for IPI and EPI respectively.

(ii) Preliminary Surveys

The respondents were requested to provide detailed specifications/descriptions of their key products for each commodity item stated in their customised survey forms. Information such as the brand, grade, size-measurement, type of packaging and other distinguishing features, country of origin, frequency of imports/exports, unit of measurement, and prices charged for the respective months were collected. Prices of imported products were quoted in CIF (cost, insurance and freight) and exported products in FOB (free on board) terms.

(iii) Selection of Importers/Exporters, Commodity Items and Products

The survey returns were reviewed, and where necessary, verified with the respondents to ensure that the products provided were within the scope of the selected commodity items. The selection of respondents and products for price collection was based on the following criteria:

- a) Import/export of the commodity items should be regular and frequent;
- b) Item descriptions should be specific and sufficiently detailed for pricing;
- c) Selected products should constitute a significant share of the companies' imports/exports.

Price Collection Surveys

After the completion of preliminary surveys, price surveys were then conducted at regular intervals to collect prices for the selected products from the respective importers and exporters for the compilation of the base year price indices.




Selected importers/exporters received customised survey forms with pre-printed descriptions of the selected commodity products, models or brands, as well as the previously provided prices of these items. These respondents then provided the latest prices for the products as at the 15th of each month, or the nearest date.

Prices obtained were checked to ensure their reasonableness, consistency and accuracy. At compilation, all prices quoted in foreign currencies were converted into Singapore dollar using the prevailing average monthly exchange rates published by the Monetary Authority of Singapore. The prices of the selected products were monitored over a 12-month period. Products which could not be priced regularly or had volatile price trends were either removed or replaced.

Final Selection of Products for the 2018-based IPI and EPI

The final selection of the imported products and exported products was completed in January 2019. The number of establishments, commodity items and products collected for the compilation of the monthly 2018-based IPI and EPI is shown in Figure 2. More information on the number of commodity divisions, groups and items for IPI and EPI, is provided in Appendix II. The 2018 weights at the commodity section and group levels are presented for IPI and EPI in Appendices IIIA and IIIB respectively.

Figure 2: Monthly Price Survey Coverage

	 Establishments Covered	 Commodity Items	 Prices Selected
Import Price Index	858	512	2,176
Export Price Index	562	342	1,442

IV COMPARISON OF WEIGHTING PATTERNS AND PRICE TRENDS

Import Price Index

Figure 3 illustrates the weights distributions of the 2018-based IPI. The Machinery & Transport Equipment and Oil (Mineral Fuels) sections continued to be dominant, constituting almost three-quarter of the weights distribution.

Figure 3: Weights of the 2018-based IPI

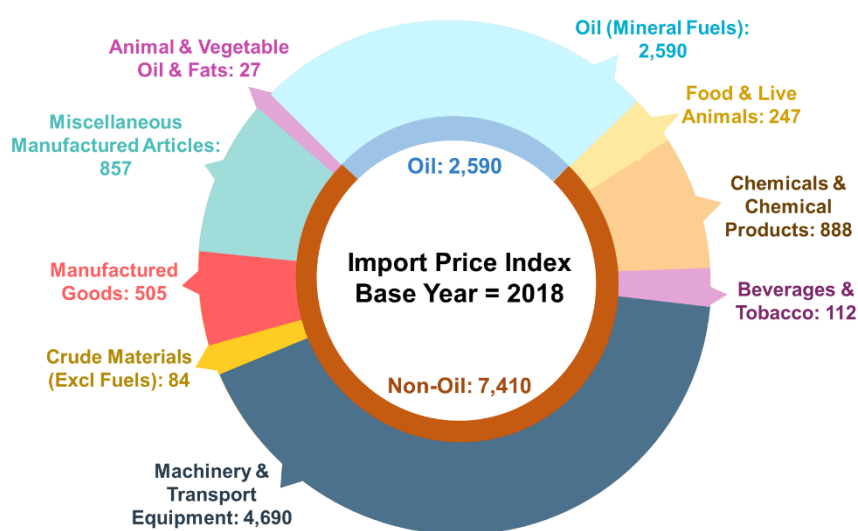


Table 1 lists and compares the rank order and differences in the 2018-based and 2012-based IPI weights. The rank order in both base years are fairly similar, except for the Chemicals & Chemical Products section which ascended to account for the third largest weights share in the new basket.

Table 1: Weights Comparison and Rank Order of 2018-Based and 2012-Based IPI

Commodity Section	2018 Weights	2012 Weights	Difference	2018 Rank	2012 Rank
Machinery & Transport Equipment	4,690	4,205	+485	1	1
Oil (Mineral Fuels)	2,590	3,316	-726	2	2
Chemicals & Chemical Products	888	694	+194	3	4
Miscellaneous Manufactured Articles	857	729	+128	4	3
Manufactured Goods	505	635	-130	5	5
Food & Live Animals	247	215	+32	6	6
Beverages & Tobacco	112	86	+26	7	7
Crude Materials (Excl Fuels)	84	83	+1	8	8
Animal & Vegetable Oils, Fats & Waxes	27	37	-10	9	9

Figure 4 ranks the commodity sections based on the weights differences across the two base years. Notably, the Oil section declined 7.3 percentage points due to the fall in relative weights share of petroleum and petroleum related products, as well as natural gas. The Machinery & Transport Equipment section rose 4.9 percentage points against the 2012-based IPI, due to higher contributions from information and communications technology (ICT) products, such as electrical machinery and apparatus (including electronic integrated circuits).

Figure 4: Difference in Weights between 2018-based and 2012-based IPI

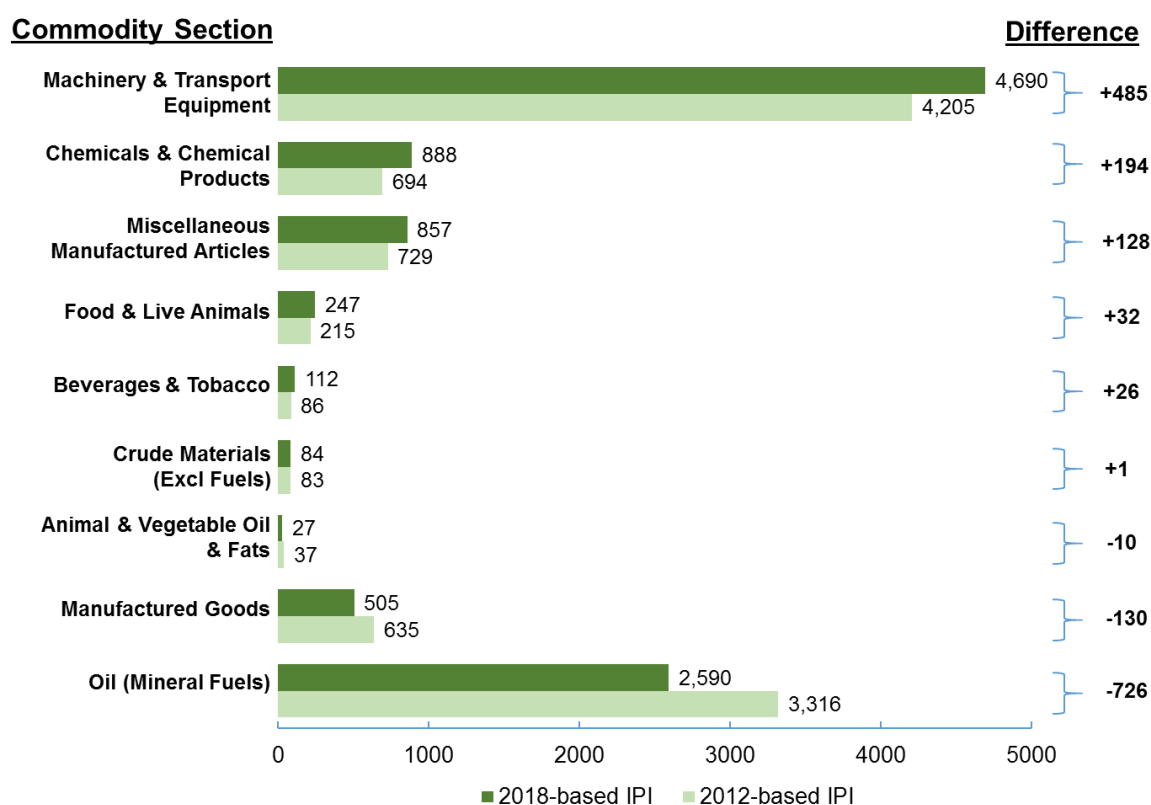
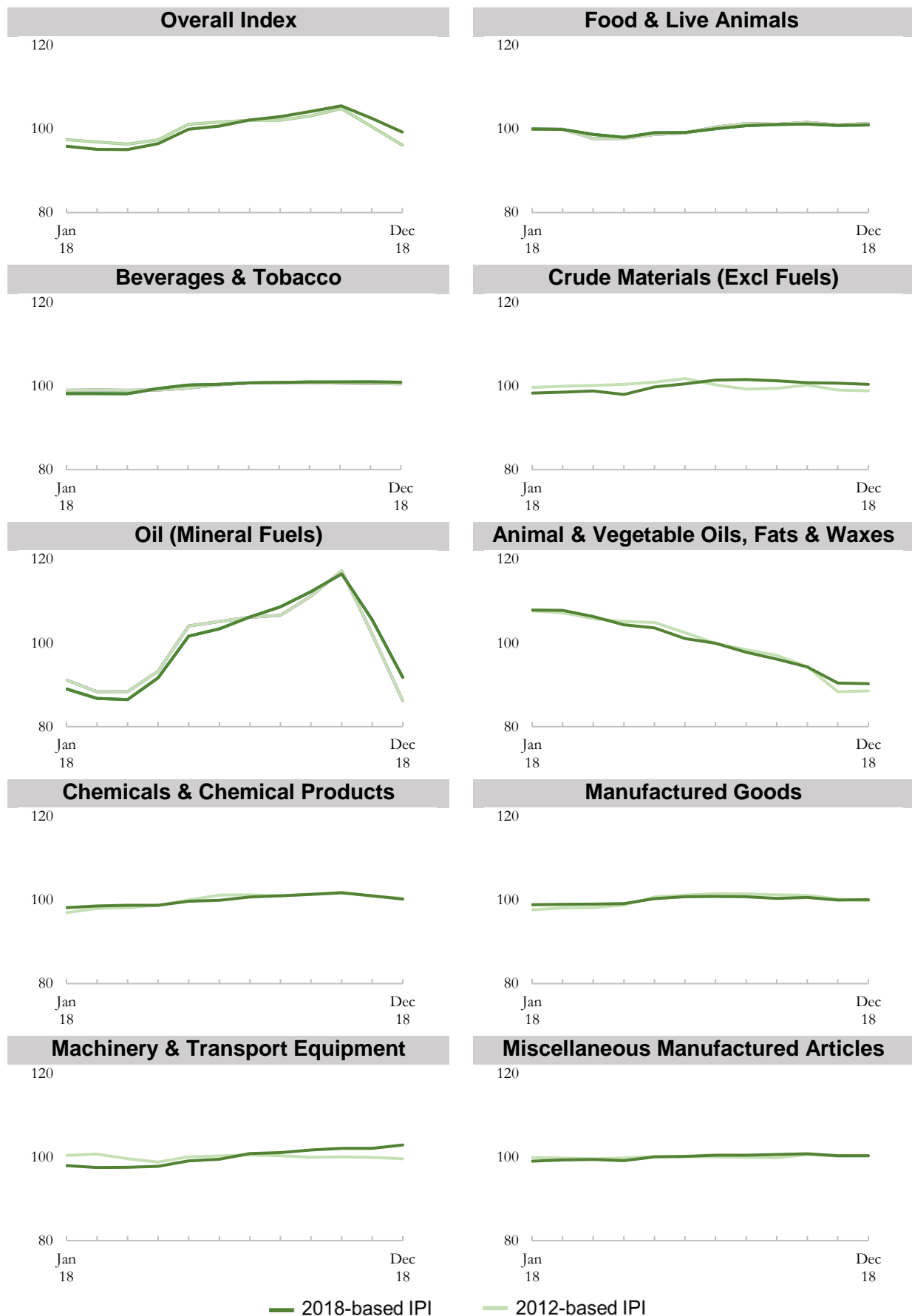


Figure 5 compares the price trends of the 2018-based and 2012-based IPIs by commodity section from January to December of 2018, the overlap period between the two series. The price trends of the overall index for both base years generally moved in tandem, with slight differences in magnitude, due mainly to the Machinery & Transport Equipment and Oil sections. The differences in the price trends in these two sections were largely due to changes in composition and product mix. For the Machinery & Transport Equipment section in particular, there was an increased weights share of ICT-related products and inclusion of a significant number of new items in the new basket.

Figure 5: 2018-based and 2012-based IPI from January to December 2018



Export Price Index

The weights distribution of the 2018-based EPI is shown in Figure 6. The Machinery & Transport Equipment and Oils (Mineral Fuels) section remained dominant in the EPI, comprising more than two-thirds of the weights.

Figure 6: Weights of the 2018-based EPI

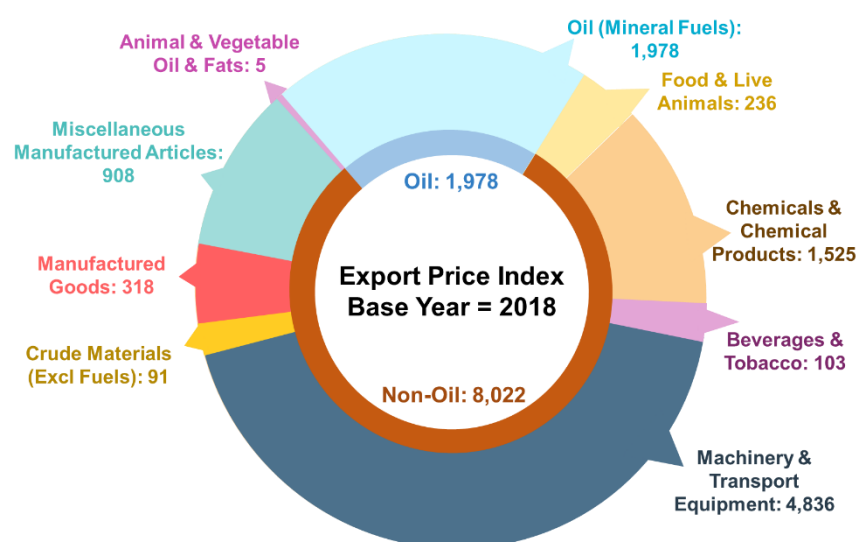


Table 2 lists and compares the rank order and differences in the 2018-based and 2012-based EPI weights. The rank order in both base years were the same, led by the Machinery & Transport Equipment section, followed by the Oil and Chemicals & Chemical Products sections.

Table 2: Weights Comparison and Rank Order of 2018-Based and 2012-Based EPI

Commodity Section	2018 Weights	2012 Weights	Difference	2018 Rank	2012 Rank
Machinery & Transport Equipment	4,836	4,595	+241	1	1
Oil (Mineral Fuels)	1,978	2,605	-627	2	2
Chemicals & Chemical Products	1,525	1,344	+181	3	3
Miscellaneous Manufactured Articles	908	796	+112	4	4
Manufactured Goods	318	381	-63	5	5
Food & Live Animals	236	124	+112	6	6
Beverages & Tobacco	103	87	+16	7	7
Crude Materials (Excl Fuels)	91	60	+31	8	8
Animal & Vegetable Oils, Fats & Waxes	5	8	-3	9	9

Figure 7 ranks the commodity sections based on the weights differences across the two base years. The weights of the Oil section fell 6.3 percentage points between base years 2012 and 2018, as export shares for petroleum and petroleum products dipped due to declining oil prices. The Machinery & Transport Equipment section increased 2.4 percentage points, mainly attributed to the rise in the relative weights of ICT-related products, such as electrical machinery and apparatus (including electronic integrated circuits and memories).

Figure 7: Difference in Weights between 2018-based and 2012-based EPI

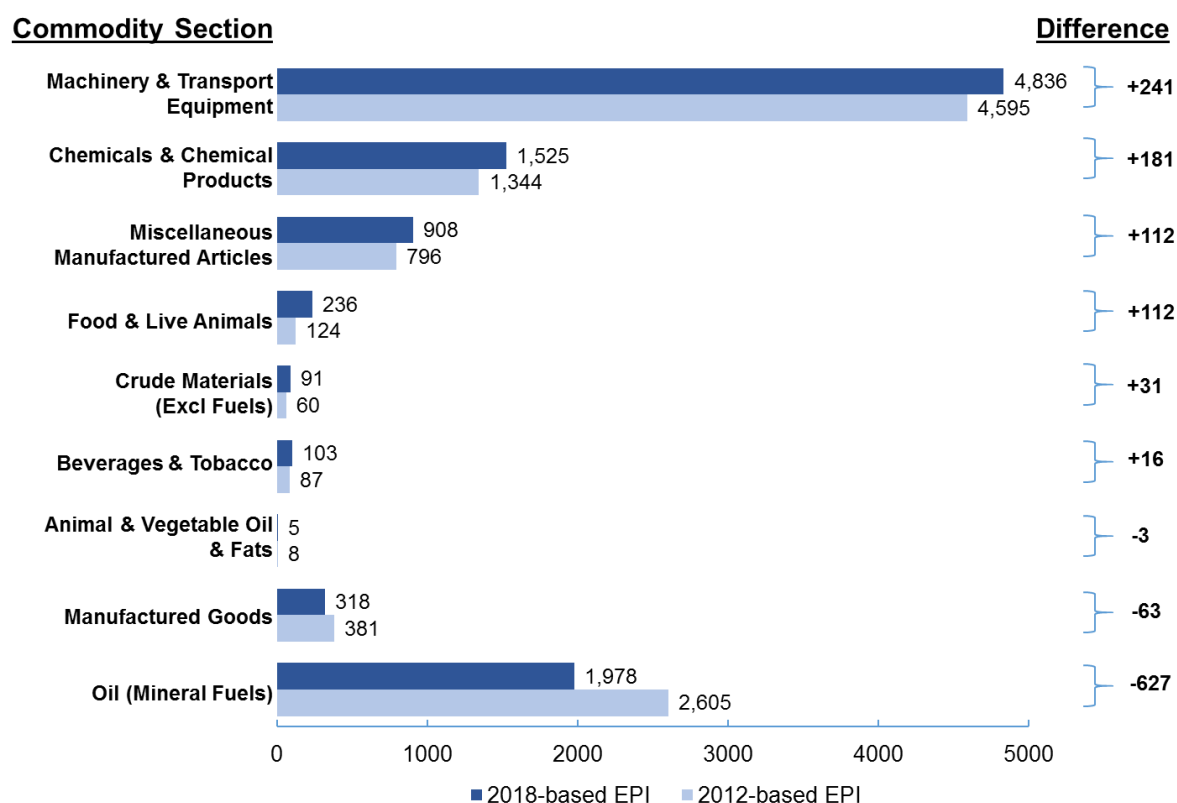
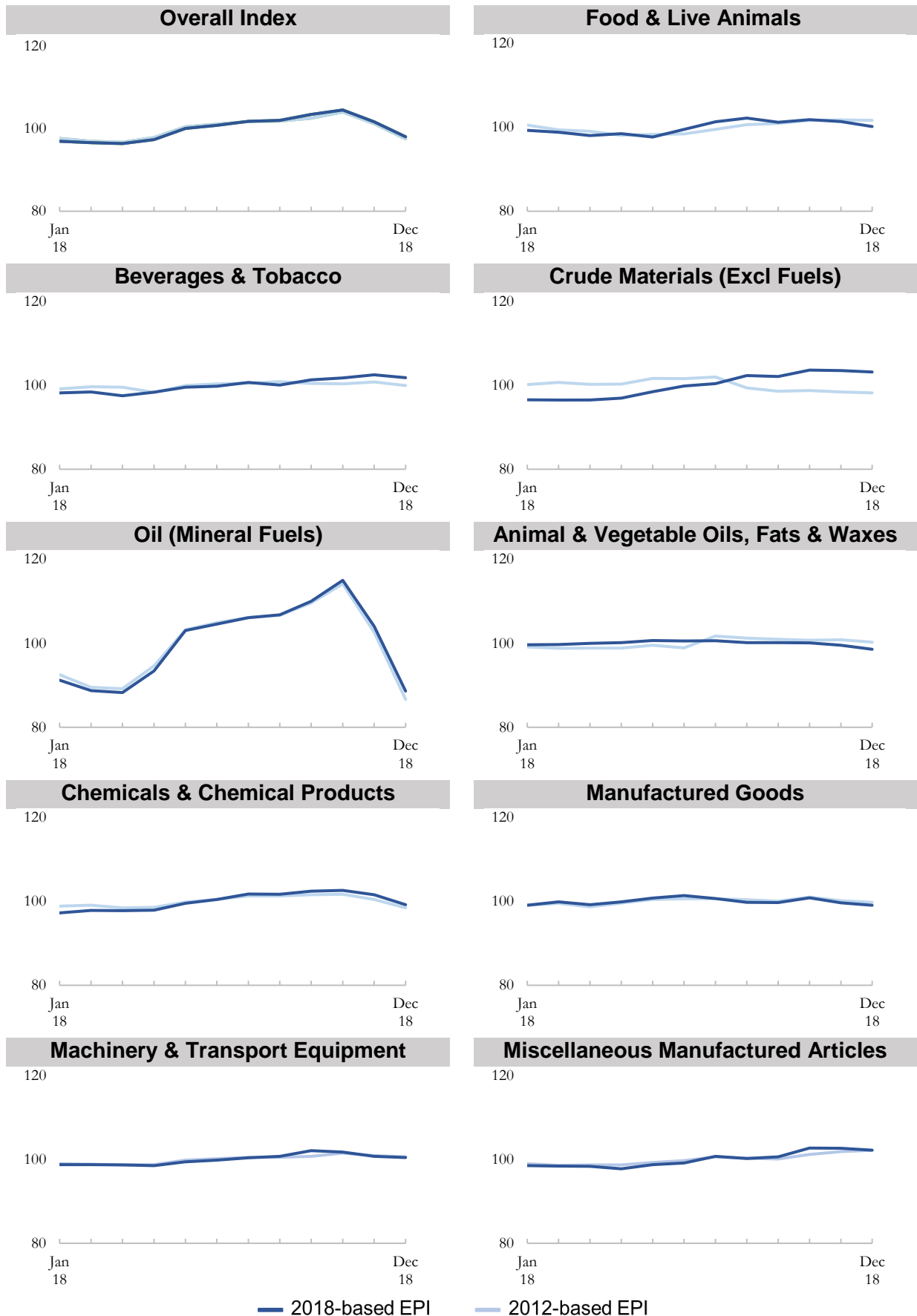


Figure 8 compares the price trends of the 2018-based and 2012-based EPIs by commodity section from January to December of 2018, the overlap period between the two series. The overall EPI price trends of the two base years were similar. At the section level, the price trends for the new and old based index series were generally comparable except for the Crude Materials, Beverages & Tobacco and the Animal & Vegetable Oils, Fats & Waxes sections. This was due to large changes in the composition and product mix in their baskets. Despite the differences, there were no notable impact on the overall EPI due to their relatively small weights.

Figure 8: 2018-based and 2012-based EPI from January to December 2018



V DISSEMINATION OF DATA

A monthly report on the IPI and EPI is released on the Singstat Website (www.singstat.gov.sg) on the 29th day after the reference month. The IPI and EPI are also published in the Yearbook of Statistics.

SINGAPORE DEPARTMENT OF STATISTICS
FEBRUARY 2019

APPENDIX

APPENDIX I:

Index Computation Method

- I. The 2018-based IPI and EPI are fixed-weight Laspeyres price indices where the price and weight reference period are aligned to the year 2018.
- II. The price indices are built up progressively from the commodity brand to the item, group, division, section and overall levels. The price relative at the commodity brand level provides the basic level for the compilation of higher level (or more aggregated) indices.
- III. The geometric means of these basic price relatives are obtained to form indices at the commodity item level. The weighted average of the price indices at the commodity item level is then used to form price indices at the group level. The process is repeated to obtain higher level indices including the division, section and overall price indices. The Laspeyres formula used for index computation is presented below:

Price Index at Commodity Brand Level: $I_{it} = P_{it}/P_{i0} \times 100$

Where, I_{it} = price relative of i-th commodity brand in period t relative to base period

P_{it} = price of i-th commodity brand in period t

P_{i0} = price of i-th commodity brand in the base period

Price Index at Commodity Item Level: $I_{jt} = \prod(I_{it})^{1/N}$

Where, I_{jt} = the price relative of the j-th commodity item in period t

N = the number of commodity brands within the j-th commodity item

Price Index at Commodity Group Level: $I_{kt} = \sum W_j \times I_{jt}$

Where, I_{kt} = the price relative of the k-th commodity group in period t

W_j = the relative weight of the j-th commodity item

$\sum W_j = 1$

Price Index at Commodity Division Level: $I_{mt} = \sum W_k \times I_{kt}$

Where, I_{mt} = price relative of the m-th commodity division in period t

W_k = the relative weight of the k-th commodity group

$\sum W_k = 1$

Price Index at Commodity Section Level: $I_{rt} = \sum W_m \times I_{mt}$

Where, I_{rt} = price relative of the r-th commodity section in period t

W_m = the relative weight of the m-th commodity division

$\sum W_m = 1$

Price Index at Overall Level: $I_t = \sum W_r \times I_{rt}$

Where, I_t = price index in period t

W_r = the relative weight of the r-th commodity section

$\sum W_r = 1$

APPENDIX II:**Number of Indices at Commodity Division, Group and Item Level
(2018=100)**

Commodity Section	Commodity Division	Commodity Group	Commodity Item
Import Price Index	52	147	512
Oil ³	2	3	9
Non-oil	50	144	503
Food & Live Animals	10	26	86
Beverages & Tobacco	2	3	12
Crude Materials (excl fuels)	6	7	13
Animal & Vegetable Oils, Fats & Waxes	1	2	8
Chemicals & Chemical Products	8	26	121
Manufactured Goods	7	31	106
Machinery & Transport Equipment	8	28	88
Miscellaneous Manufactured Articles	8	21	69
Export Price Index	47	118	342
Oil ³	1	2	13
Non-oil	46	116	329
Food & Live Animals	8	15	35
Beverages & Tobacco	2	3	11
Crude Materials (excl fuels)	4	6	10
Animal & Vegetable Oils, Fats & Waxes	1	2	4
Chemicals & Chemical Products	8	23	90
Manufactured Goods	7	19	42
Machinery & Transport Equipment	8	29	80
Miscellaneous Manufactured Articles	8	19	57

³ Comprises Mineral Fuels Section

APPENDIX IIIA:

**Import Price Index Weights at Section and Group Levels
(2018=100)**

Section/Group	Weights	Section/Group	Weights
FOOD & LIVE ANIMALS	247	Mackerel	
		Fish fillets	
Live Animals	9	Crustaceans & Molluscs	10
Live ducks		Shrimps & prawns, frozen	
Live chickens		Crabs	
Meat Of Bovine Animals, Fresh, Chilled Or Frozen	6	Scallops and sea-cucumbers	
Beef		Fish, Crustaceans & Molluscs	9
Meat & Edible Meat Offal, Fresh, Chilled Or Frozen	19	Abalone, clams	
Pork		Rice	7
Chicken, whole		Wheat Flour	2
Chicken, wings		Cereal & Flour Preparations	15
Chicken, parts		Cereals	
Meat & Edible Meat Offal, Prepared Or Preserved Nes	5	Biscuits sweetened without cocoa	
Sausages		Biscuits sweetened with cocoa	
Prepared chicken products		Crisps	
Prepared beef products		Cakes	
Milk & Cream	19	Pastry	
Full cream milk		Vegetables, Fresh, Chilled, Frozen Or Preserved	16
Skimmed milk powder		Potatoes, fresh or chilled	
Full cream milk powder		Tomatoes, fresh or chilled	
Creamer		Onions, fresh or chilled	
Ice cream		Garlic, fresh or chilled	
Whey		Cabbages, fresh or chilled	
Butter	4	Lettuce, fresh or chilled	
Cheese & Curd	3	Mushrooms, fresh or chilled	
Eggs	4	Vegetables, Roots & Tubers, Prepared Or Preserved	5
Fish, Fresh, Chilled Or Frozen	16	Fruit & Nuts, Fresh Or Dried	21
Freshwater aquarium fish		Oranges	
Salmon		Bananas	
		Apples	

IPI: All Items Weights = 10,000

Section/Group	Weights	Section/Group	Weights
Grapes			
Watermelons		Non-Alcoholic Beverages Nes	9
Pears		Mineral water	
Avocados, guavas, mangoes & mangosteens		Non-carbonated drinks	
Fruit, Preserved, & Fruit Preparations	6	Alcoholic Beverages	75
Fruit jams		Sparkling wine	
Edible nuts, prepared or preserved		Wine	
		Beer & ale	
Sugars, Molasses & Honey	7	Whiskies	
Refined sugar		Spirits	
Honey		Vodka	
Lactose & lactose syrup		Liqueurs & cordials	
Maltose			
Sugar Confectionery	2	Tobacco, Manufactured	28
		Cigarettes containing tobacco	
Coffee & Coffee Substitutes	5	Smoking tobacco	
Coffee, not roasted, not decaffeinated			
Instant coffee		CRUDE MATERIALS (EXCL FUELS)	84
Cocoa	10	Oil-Seeds & Oleaginous Fruits	2
Cocoa beans, whole or broken, raw or roasted		Ground-nuts (peanuts)	
Cocoa paste not defatted		Soya beans	
Chocolate & Other Food Preparations	8	Synthetic Rubber; Reclaimed Rubber; Waste, Parings & Scrap Of Unhardened Rubber	19
		Butadiene & synthetic rubber	
Spices	5		
Black pepper		Wood, Simply Worked, & Railway Sleepers Of Wood	3
Cloves			
Spices			
		Stone, Sand & Gravel	25
Feeding Stuff For Animals	4	Granite, porphyry, basalt & sandstone	
Dog and cat food		Pebbles & gravel, broken or crushed	
Feed supplements for animal feeding			
		Other Crude Minerals	5
Edible Products & Preparations Nes	31	Sodium chloride, pure & common salt	
Condiments & seasonings		Granulated slag (slag sand) from the manufacture of iron or steel	
Instant noodles			
Bird's nest		Non-Ferrous Base Metal Waste & Scrap Nes	17
Non-dairy creamer			
Non-alcoholic preparations for making beverages		Crude Vegetable Materials Nes	13
BEVERAGES & TOBACCO	112		

IPI: All Items Weights = 10,000

Section/Group	Weights	Section/Group	Weights
Chinese medicine (e.g. ginseng, chrysanthemum)		Hydrocarbons Nes & Their Halogenated, Sulphonated, Nitrated Or Nitrosated Derivatives	16
Agarwood chips		Ethylene	
MINERAL FUELS, LUBRICANTS & RELATED MATERIALS	2590	Saturated acyclic hydrocarbons	
Petroleum Oils & Oils Obtained From Bituminous Minerals, Crude	825	Toluene	
Petroleum Oils & Oils Obtained From Bituminous Minerals	1606	Derivatives of acyclic hydrocarbons	
Motor spirits, ron 90-97		Alcohols, Phenols, Phenol-Alcohols, & Their Halogenated, Nitrated Or Nitrosated Derivatives	36
Naphtha		Methanol	
High speed diesel fuel (gas oil)		Propyl alcohol & isopropyl alcohol	
Diesel fuel & fuel oils		Butanol	
Lubricating oils		Ethyl alcohol	
Aviation turbine fuel (jet kerosene)		Industrial fatty alcohols	
Other petroleum products		Fatty acids & acid oils	
Natural Gas, Whether Or Not Liquefied	159	Monohydric alcohols	
ANIMAL & VEGETABLE OILS FATS & WAXES	27	Acyclic alcohols	
Fixed Vegetable Fats & Oils, 'Soft', Crude, Refined Or Fractionated	8	Cyclenic or cycloterpenic alcohols & their derivatives	
Refined soya bean oil		Carboxylic Acids & Their Anhydrides, Halides, Peroxides & Peroxyacids	25
Refined sunflower seed or safflower oil		Acetic acid	
Crude maize oil		Esters of acetic acid	
Refined rape colza or mustard oil & fractions		Methacrylic acid & its salts & esters	
Fixed Vegetable Fats & Oils, Crude, Refined Or Fractionated, Other Than Soft	19	Saturated acyclic monocarboxylic acids & their derivatives	
Crude palm oil		Unsaturated acyclic monocarboxylic acids & their derivatives	
Refined palm oil & its fractions		Polycarboxylic acids & their derivatives	
Refined coconut oil & its fractions		Nitrogen-Function Compounds	16
Sunflower oil		Acyclic polyamines & their derivatives	
CHEMICALS & CHEMICAL PRODUCTS	888	Aromatic monoamines	
		Amino-alcohols, their ethers & esters	
		Cyclic amides & their derivatives	
		Ammonium hydroxide	
		Other nitrile-function compounds	
		Other nitrogen function compounds	
		Organo-Inorganic Compounds, Heterocyclic Compounds, Nucleic Acids & Their Salts	81

IPI: All Items Weights = 10,000

Section/Group	Weights	Section/Group	Weights
Organo-inorganic compounds		Other paints in non-aqueous medium	
Lactones		Glaziers' putty	
Nucleic acids & their salts & heterocyclic compounds		Medicinal & Pharmaceutical Products	55
Sulphonamides		Vitamin B & its derivatives, unmixed	
Other Organic Chemicals	43	Vitamin E & its derivatives, unmixed	
Acyclic, cyclanic, cyclenic, cycloterpenic & aromatic ethers & their derivatives		Other vitamins & its derivatives, unmixed	
Ether-alcohols & their derivatives		Glands & other organs for organotherapeutic uses	
Aldehydes		Antisera & other blood fractions	
Acetone		Wadding gauze bandages & similar articles	
Enzymes		Medicaments Incl Veterinary Medicaments	46
Inorganic Chemical Elements, Oxides & Halogen Salts	22	Essential Oils, Perfume & Flavour Materials	10
Hydrogen & rare gases		Essential oils	
Silicon		Resinoids	
Nitric & sulphonitric acids		Mixtures of odoriferous substances	
Silicon dioxide		Perfumery, Cosmetic Or Toilet Preparations	122
Halides & halide oxides of non-metals		Perfumes & toilet waters	
Sodium hydroxide in aqueous solution (soda lye or liquid soda)		Face or skin creams & lotions	
Inorganic bases, other metal oxide, hydroxides & peroxides		Make-up preparations	
Salts & Peroxysalts, Of Inorganic Acids & Metals	4	Shampoos	
Hypochlorites, sulphates and carbonates		Preparations for use on the hair	
Other Inorganic Chemicals; Organic & Inorganic Compounds Of Precious Metals	8	Perfuming or deodorizing preparations	
Colloidal precious metals		Soap, Cleansing & Polishing Preparations	15
Synthetic Organic Colouring Matter & Colour Lakes	10	Soap	
Disperse dyes & preparations		Organic surface-active agents	
Vat dyes		Washing preparations	
Reactive dyes		Polishes, creams & similar preparations	
Pigments, Paints, Varnishes & Related Materials	23	Polymers Of Ethylene, In Primary Forms	87
Pigments based on titanium dioxide		Polymers Of Vinyl Chloride Or Of Other Halogenated Olefins, In Primary Forms	3
Printing ink, black		Polyvinyl chloride	
Printing ink, others		Fluoropolymers	
		Polyacetals, Other Polyethers & Epoxide Resins, In Primary Forms	23
		Polyethers	

IPI: All Items Weights = 10,000

Section/Group	Weights	Section/Group	Weights
Epoxide resins			
Polycarbonates			
Polyesters			
Other Plastics, In Primary Forms	51	Miscellaneous Chemical Products Nes	110
Polypropylene		Artificial waxes	
Polyisobutylene		Chemical elements doped for use in electronics	
Propylene copolymers		Culture medium	
Acrylic polymers		Diagnostic or laboratory agents	
Polyamides		Supported catalysts	
Polyurethanes		Other chemical products & preparations	
Polymers of other vinyl esters			
Silicones in primary forms			
Petroleum resins, coumarone-indene resins, polyterpenes, polysulphides, polysulphones & plastics			
Tubes, Pipes & Hoses, & Fittings Of Plastics	7	MANUFACTURED GOODS	505
Tubes, pipes & hoses			
Fittings for tubes, pipes & hoses of plastics		Rubber Tyres, Tyre Treads For All Wheels	11
		Tyres, pneumatic for motor cars	
		Tyres, pneumatic for buses or lorries	
		Solid or cushion tyres tyre treads & tyre flaps of rubber	
Plates, Sheets, Film, Foil & Strip, Of Plastics	31	Articles Of Rubber Nes	14
Plates, sheets, film, foil, tape strip & other flat shapes self-adhesives of plastics		Transmission belts or belting	
Plates, sheets, film, foil, tape strip & other flat shapes self-adhesives of non-cellular & not reinforced with polyesters		Articles of unhardened non-cellular vulcanized rubber	
Plates, sheets, film, foil, tape strip & other flat shapes self-adhesives of non-cellular & not reinforced with other plastics			
Plates, sheets, film, foil & strip of plastics cellular or non-cellular		Paper & Paperboard	32
		Newsprint in rolls or sheets	
		Paper & paperboard not containing fibres by mechanical or chemi-mechanical process	
		Paper & paperboard used for writing, printing, or other graphic purposes	
		Adhesive paper	
		Paper, paperboard, cellulose wadding & webs of cellulose fibres coated with wax paraffin or glycerol	
Insecticides, Disinfectants & Similar Products	4	Articles Of Paper & Paperboard	18
		Cartons boxes of corrugated paper	
		Sacks & bags	
Starches, Inulin & Wheat Gluten; Albuminoidal Substances; Glues	10	Trays, dishes, plates & cups of paper or paperboard	
Adhesives		Handkerchiefs, cleansing tissues, towels or serviettes of paper	
Prepared Additives & Lubricating Preparations	30	Sanitary towels & tampons of paper or cellulose wadding	
Additives for lubricating oils		Adhesive paper in rolls	
Lubricating preparations			

IPI: All Items Weights = 10,000

Section/Group	Weights	Section/Group	Weights
Textile Yarn	2	Prefabricated structural components for building or civil engineering	
Synthetic yarns		Articles of cement, concrete or artificial stone	
Sliver rovings yarn & chopped strands of glass fibres		Ceramic wares for technical uses	
Fabrics, Woven, Of Man-Made Textile Materials	3	Glass	7
Knitted Or Crocheted Fabrics Nes	3	Rear view mirrors for vehicles	
Fabrics of cotton		Glass, bent, edge-worked, engraved, drilled, enamelled or otherwise	
Fabrics of other textile materials		Thin sheets, webs, mats, mattresses, boards & similar products of glass	
Special Yarns, Textile Fabrics & Related Products	10	Glassware	18
Non-wovens, coated, covered or laminated		Containers of glass used for the conveyance or packing of goods	
Rubberized textile fabrics		Laboratory, hygienic or pharmaceutical glassware	
Twine, cordage ropes & cables of synthetic fibres		Flat-Rolled Products Of Iron Or Non-Alloy Steel, Not Clad, Plated Or Coated	18
Fishing net			
Textile products for technical uses		Flat-Rolled Products Of Iron Or Non-Alloy Steel, Clad, Plated Or Coated	7
Made-Up Articles, Wholly Or Chiefly Of Textile Materials Nes	8	Flat-Rolled Products Of Alloy Steel	11
Sacks & bags of textile materials used for packing of goods		Iron & Steel Bars, Rods, Angles, Shapes & Sections Incl Sheet Piling	46
Toilet & kitchen linen of cotton		Wire Of Iron Or Steel	2
Floor cloths, dishcloths, dusters & similar cleaning cloths		Tubes, Pipes & Hollow Profiles Of Iron Or Steel	46
Life-jackets, lifebelts & other made-up articles		Line pipe for oil or gas pipelines of iron or steel	
Lime, Cement, & Fabricated Construction Materials	9	Casing, tubing & drill pipe used in drilling for oil or gas of iron	
Portland cement		Tubes, pipes, hollow profiles welded of circular cross-section	
Marble, travertine, alabasters & articles		Tubes, pipes & hollow profiles of iron or steel	
Clay Construction Materials & Refractory Construction Materials	4	Tube & pipe fittings of iron or steel	
Unglazed ceramic flags, paving hearth or wall tiles			
Glazed ceramic tiles			
Mineral Manufactures Nes	22		
Articles of plaster			

IPI: All Items Weights = 10,000

Section/Group	Weights	Section/Group	Weights
Silver, Platinum & Other Metals Of The Platinum Group	22	Household articles & parts thereof of iron or steel	
Silver, unwrought		Sanitary ware & parts of iron or steel	
Silver, semi-manufactured or powdered			
Platinum & other metals of the platinum group		Manufactures Of Base Metal Nes	55
Copper	32	Mountings & fittings	
Nickel	8	Wire rods of base metal flux coated or cored for electric arc-welding	
Aluminium	23	Articles of iron or steel	
		Articles of aluminium	
Structures & Parts Of Structures Nes, Of Iron, Steel Or Aluminium	17	MACHINERY & TRANSPORT EQUIPMENT	4690
Doors, windows & their frames & thresholds for doors		Internal Combustion Piston Engines & Parts	69
Metal Containers For Storage Or Transport	4	Spark-ignition reciprocating or rotary internal combustion piston engines for aircraft	
Tanks, casks, drums, cans, boxes of iron or steel		Compression-ignition internal combustion piston engines (diesel or semi-diesel engines)	
Wire Products	5	Parts for engines excl aircraft engines	
Stranded wire, ropes, cables, plaited bands, skins & the like of iron or steel, not electrically insulated.		Parts for internal combustion engines	
Cloth grill netting & fencing of iron or steel wire		Engines & Motors, Non-Electric	429
Nails, Screws, Nuts, Bolts & Rivets	14	Parts for turbo-jets or turbo-propellers	
Screw		Parts for gas turbines	
Bolts & nuts		Rotating Electric Plant & Parts	28
Tools For Use In The Hand Or In Machines	26	Electric motors	
Pliers, pincers, tweezers, shears, pipe-cutters & similar tools		Parts for electric motors	
Hand-operated spanners & wrenches		Other Machinery & Equipment Specialized For Particular Industries	306
Saw blades		Parts & Accessories For Machine Tools	23
Plates, stick tips for tools unmounted of sintered metal carbides or cermets		Heating & Cooling Equipment & Parts	58
Rock-drilling or earth-boring tools		Refrigerating or freezing equipment	
Interchangeable tools for hand tools		Evaporators & condensers	
Household Equipment Of Base Metal Nes	6	Split air conditioners	
		Pumps For Liquids & Parts	30
		Pumps	
		Parts of pumps	

IPI: All Items Weights = 10,000

Section/Group	Weights	Section/Group	Weights
Pumps Excl Pumps For Liquids	66	Telecommunications Equipment	365
Compressors used in refrigerating equipment		Mobile phones	
Air filters		Networking products	
Oil filters		Radar apparatus	
Parts for pumps compressors fans & hoods		Parts of television & radio-broadcast receivers & telecom apparatus	
Cranes			
Lifts		Electric Power Machinery	50
Hoists		Static converters	
		Inductors	
Non-Electrical Machinery, Tools & Mechanical Apparatus & Parts	19	Parts of electric power machinery	
		Electrical Circuit Apparatus	170
Ball- Or Roller Bearings	33	Printed circuits	
		Fixed resistors	
Taps, Cocks, Valves & Similar Appliances	53	Variable resistors	
		Circuit breakers	
Transmission Shafts & Crankshafts	22	Relays	
Shaft assemblies		Switches	
Bearing housings		Plugs & sockets	
Gearboxes		Connectors	
Automatic Data-Processing Machines	242	Equipment For Distributing Electricity Nes	50
Laptops		Winding wire	
Tablets		Co-axial cable & conductors	
Personal computers		Electric conductors	
Hard disk drives			
Storage units		Electrodiagnostic Apparatus For Medical, Surgical, Dental Or Veterinary Purposes, & Radiological Apparatus	23
Parts & Accessories For Office & Automatic Data Processing Machines	216	Electrodiagnostic apparatus	
Parts & accessories of office machines		Parts for electrodiagnostic apparatus	
Assembled printed circuit boards			
Monitors & Projectors, Without Television Reception Apparatus	23	Household-Type Electrical & Non-Electrical Equipment	21
Monitors		Washing machines	
Projectors		Household refrigerators	
Televisions		Shavers	
		Vacuum cleaners	
		Food grinders	
Sound Recording Or Reproducing Apparatus; Video Recording Or Reproducing Apparatus	2	Ovens	
		Heaters	

IPI: All Items Weights = 10,000

Section/Group	Weights	Section/Group	Weights
Thermionic, Cold Cathode Or Photo-Cathode Valves & Tubes; Diodes, Transistors; Photosensitive Semiconductor Devices; Light-Emitting Diodes; Mounted Piezoelectric Crystals; Electronic Integrated Circuits & Microassemblies; Parts	2070	Seats with wooden frames	
Diodes		Mattresses	
Transistors		Furniture of metal used in offices	
Light emitting diodes		Furniture of metal	
Processors & controllers, logic circuits, amplifiers, clock & timing circuits or other circuits		Furniture of wood	
Memories		Containers Of Leather Or Composition Leather & Travel Sets For Sewing Or Cleaning	54
Electronic integrated circuits		Leather handbags	
Parts of electronic integrated circuits		Handbags with outer surface of sheeting of plastic or textile materials	
Electrical Machinery & Apparatus Nes	158	Articles carried in the pocket or handbag	
Primary cells & batteries of lithium		Travel goods & similar containers	
Aluminium electrolytic fixed capacitors		Men's Clothing, Not Knitted Or Crocheted	11
Other fixed capacitors		Women's Clothing	16
Electric sound or visual signalling apparatus		Articles Of Apparel, Of Textile Fabrics, Whether Or Not Knitted Or Crocheted Nes	33
Parts of electrical machinery & apparatus nes		Garments of textile materials for babies	
Motor Cars	64	Jerseys, pullovers, cardigans & waistcoats	
Motor Vehicles For The Transport Of Goods & Special-Purpose Motor Vehicles	10	T-shirts, singlets & other vests, knitted or crocheted	
Parts & Accessories Of Motor Vehicles	64	Brassieres	
Motor Cycles Incl Mopeds & Cycles, Motorized & Non-Motorized	26	Clothing Accessories, Of Textile Fabrics, Knitted Or Crocheted	18
		Footwear	24
		Tennis shoes, basketball shoes, gym shoes & training shoes	
		Leather footwear	
		Other footwear with outer soles of rubber or plastics	
MISCELLANEOUS MANUFACTURED ARTICLES	858	Optical Instruments & Apparatus Nes	16
Lighting Fixtures & Fittings Nes	12	Parts & accessories for compound optical microscopes	
Chandeliers & other electric ceiling & wall lighting fittings		Lasers	
Electric lamps & lighting fittings		Parts & accessories of optical instruments & apparatus	
Furniture & Parts	26		

IPI: All Items Weights = 10,000

Section/Group	Weights	Section/Group	Weights
Instruments & Appliances For Medical, Surgical, Dental Or Veterinary Purposes	68	Electrically operated wrist-watches	
Syringes, needles, catheters, cannulae		Non- electrically operated wrist-watches	
Ophthalmic instruments & appliances		Clock or watch parts	
Instruments & appliances used in medical, surgical or veterinary sciences		Printed Matter	14
Therapeutic respiration apparatus		Books, brochures & similar printed matter	
		Paper or paperboard labels	
Measuring, Checking, Analysing & Controlling Instruments & Apparatus Nes	191	Articles Of Plastics	55
Measuring or checking instruments, appliances & machines		Sacks & bags	
Microtomes & its parts & accessories		Articles for the conveyance or packing of goods	
Parts & accessories for measuring, checking, analysing & controlling instrument & apparatus		Stoppers, lids caps & other closures	
		Tableware, kitchenware & other household articles & toilet articles	
Photographic Apparatus & Equipment Nes	4	Baby Carriages, Toys, Games & Sporting Goods	23
Cameras for ordinary use		Toys	
Parts & accessories for cameras		Video games	
		Fishing rods, nets & line tackles	
Photographic & Cinematographic Supplies	11	Jewellery, Goldsmiths' & Silversmiths' Wares & Articles Of Precious Or Semiprecious Materials	97
Chemical preparations for photographic uses		Imitation jewellery of base metal	
Photographic plates & film, exposed & developed		Articles of jewellery & parts of precious metal	
Optical Goods Nes	33	Musical Instruments & Parts & Accessories	64
Contact lenses		Optical media	
Optical elements		Semiconductor media	
Objective lenses for cameras, projectors or photographic enlargers or reducers		Smart cards	
Optical filters		Miscellaneous Manufactured Articles Nes	30
Mounted optical elements		Hearing-aids	
Watches & Clocks	57	Artificial parts of the body	
Wrist-watches with case of or clad with precious metals		Orthopaedic appliances	

APPENDIX IIIB:

Export Price Index Weights at Section and Group Levels (2018=100)

Section/Group	Weights	Section/Group	Weights
FOOD & LIVE ANIMALS	236	Cocoa	8
Milk & Cream	5	Cocoa powder	
Skimmed milk powder		Cocoa paste not defatted	
Full cream milk powder		Cocoa butter, fat & oil	
Fish, Fresh, Chilled Or Frozen	7	Chocolate & Other Food Preparations	11
Freshwater aquarium fish		Chocolate	
Marine fish		Chocolate & food preparations with cocoa	
Fish fillets		Spices	4
Fish, Crustaceans & Molluscs	2	Black pepper	
Fish ball		White pepper	
Refrigerated crabmeat		Cloves	
Abalone, clams		Feeding Stuff For Animals	7
Wheat Flour	1	Feed supplements for animal feeding	
Cereal & Flour Preparations	6	Poultry mineral premix concentrate	
Biscuits		Edible Products & Preparations Nes	171
Crisp savoury food products		Bird's nest	
Mixes & doughs		Food preparations for infants	
Fruit & Nuts, Fresh Or Dried	4	Non-alcoholic preparations for making beverages	
Apples		BEVERAGES & TOBACCO	103
Coconuts		Non-Alcoholic Beverages Nes	2
Fresh cashew nuts		Mineral water	
Fresh macadamia nuts		Carbonated drinks	
Fruit, Preserved, & Fruit Preparations	4	Non-carbonated drinks	
Edible nuts, prepared or preserved		Alcoholic Beverages	73
Preserved fruits		Sparkling wine	
Sugars, Molasses & Honey	1	Wine	
Raw and refined sugars		Beer & ale	
Sugar Confectionery	1	Whiskies	
Coffee & Coffee Substitutes	3	Brandy	
Instant coffee		Vodka	
		Liqueurs & cordials	
		Tobacco, Manufactured	28

EPI: All Items Weights = 10,000

Section/Group	Weights	Section/Group	Weights
Cigarettes containing tobacco			
Clove cigarettes			
CRUDE MATERIALS (EXCL FUELS)	91	Residual Petroleum Products Nes, & Related Materials	37
Natural Rubber, In Primary Forms	2	Hydrocarbon solvents	
Standard rubber		Bitumen mixtures	
Technically specified natural rubber			
Synthetic Rubber; Reclaimed Rubber; Waste, Parings & Scrap Of Unhardened Rubber	33	ANIMAL & VEGETABLE OILS FATS & WAXES	5
		Fixed Vegetable Fats & Oils, 'Soft', Crude, Refined Or Fractionated	2
Pulp & Waste Paper	26	Refined rape colza or mustard oil & fractions	
Unbleached kraft paper or paperboard		Sesame (sesamum) oil & its fractions	
Old corrugated cartons			
Ferrous Waste & Scrap	14	Fixed Vegetable Fats & Oils, Crude, Refined Or Fractionated, Other Than Soft	3
Waste & scrap of stainless steel		Refined palm oil & its fractions	
Waste & scrap of iron		Refined coconut oil & its fractions	
Non-Ferrous Base Metal Waste & Scrap Nes	12	CHEMICALS & CHEMICAL PRODUCTS	1525
Copper waste & scrap		Hydrocarbons Nes & Their Halogenated, Sulphonated, Nitrated Or Nitrosated Derivatives	109
Aluminium waste & scrap		Ethylene	
Crude Vegetable Materials Nes	4	Butylene	
Agarwood chips		Benzene	
Fresh cut orchids & buds		Toluene	
Vegetable saps & extracts		Xylene	
		Styrene	
MINERAL FUELS, LUBRICANTS & RELATED MATERIALS	1978	Cumene	
Petroleum Oils & Oils Obtained From Bituminous Minerals	1941	Alcohols, Phenols, Phenol-Alcohols, & Their Halogenated, Nitrated Or Nitrosated Derivatives	63
Motor spirit of ron 97 & above		Propyl alcohol & isopropyl alcohol	
Motor spirit of ron 90-97		Butanol	
Motor spirit of ron below 90		Octanol	
Naphtha		Propylene glycol	
High speed diesel fuel (gas oil)		Ethylene glycol	
Bunker fuel		Cyclanic cyclenic or cycloterpenic alcohols	
Diesel fuel & fuel oils		Phenol	
Lubricating oils			
Aviation turbine fuel (jet kerosene)		Carboxylic Acids & Their Anhydrides, Halides, Peroxides & Peroxyacids	42
Power kerosene			
Transformer oil			

EPI: All Items Weights = 10,000

Section/Group	Weights	Section/Group	Weights
Acetic acid		Pigments based on titanium dioxide	
Esters of acetic acid		Printing ink, black	
Methacrylic acid & its salts & esters		Printing ink, others	
Nitrogen-Function Compounds	100	Other paints in aqueous medium	
Amino acids & their esters		Other paints in non-aqueous medium	
Ammonium hydroxide		Medicinal & Pharmaceutical Products	115
Organo-Inorganic Compounds, Heterocyclic Compounds, Nucleic Acids & Their Salts	93	Vitamin A & their derivatives	
Methionine		Penicillins & their derivatives	
Heterocyclic compounds		Steroidal hormones & their derivatives	
Nucleic acids & their salts & heterocyclic compounds		Glands & other organs for organotherapeutic uses	
Sulphonamides		Antisera & other blood fractions	
Other Organic Chemicals	20	Medicaments Incl Veterinary Medicaments	134
Propylene oxide		Animal health products	
Acyclic, cyclanic, cyclenic, cycloterpenic & aromatic ethers & their derivatives		Medicaments packed for retail	
Ether-alcohols & their derivatives		Essential Oils, Perfume & Flavour Materials	45
Acetone		Odoriferous preparations for food or drink industries	
Enzymes		Fragrance perfume compound	
Inorganic Chemical Elements, Oxides & Halogen Salts	11	Perfumery, Cosmetic Or Toilet Preparations	172
Carbon incl carbon blacks		Perfumes & toilet waters	
Hydrogen gas		Make-up preparations	
Sulphur		Soap, Cleansing & Polishing Preparations	15
Inorganic bases, other metal oxide, hydroxides & peroxides		Soap	
Other Inorganic Chemicals; Organic & Inorganic Compounds Of Precious Metals	3	Organic surface-active agents	
Colloidal precious metals		Surface-active preparations for retail	
Synthetic Organic Colouring Matter & Colour Lakes	11	Washing preparations not for retail	
Disperse dyes & preparations		Polymers Of Ethylene, In Primary Forms	170
Acid dyes		Polyethylene with a specific gravity under 0.94	
Vat dyes		Polyethylene with a specific gravity over 0.94	
Reactive dyes		Other polymers of ethylene	
Pigments & preparations		Polyacetals, Other Polyethers & Epoxide Resins, In Primary Forms	44
Pigments, Paints, Varnishes & Related Materials	26	Polyethers	

EPI: All Items Weights = 10,000

Section/Group	Weights	Section/Group	Weights
Epoxide resins			
Polycarbonates		Special Yarns, Textile Fabrics & Related Products	19
Other Plastics, In Primary Forms	141		
Polypropylene		Mineral Manufactures Nes	14
Propylene copolymers		Millstones grindstones	
Polymethyl methacrylate		Natural or artificial abrasive powder	
Other acrylic polymers		Ceramic wares for technical uses	
Polyamides		Flat-Rolled Products Of Iron Or Non-Alloy Steel, Not Clad, Plated Or Coated	7
Polyurethanes			
Polymers of other vinyl esters			
Tubes, Pipes & Hoses, & Fittings Of Plastics	5	Flat-Rolled Products Of Alloy Steel	8
Plates, Sheets, Film, Foil & Strip, Of Plastics	24	Iron & Steel Bars, Rods, Angles, Shapes & Sections Incl Sheet Piling	16
Insecticides, Disinfectants & Similar Products	12	Wire Of Iron Or Steel	2
Prepared Additives & Lubricating Preparations	64	Tubes, Pipes & Hollow Profiles Of Iron Or Steel	33
Additives for lubricating oils		Line pipe for oil or gas pipelines of iron or steel	
Lubricating preparations		Tube & pipe fittings of iron or steel	
Miscellaneous Chemical Products Nes	104	Copper	29
Chemical elements doped for use in electronics		Nickel	10
Finishing agents, dye carriers		Aluminium	15
Other chemical products & preparations		Zinc	1
MANUFACTURED GOODS	318	Tin	11
Rubber Tyres, Tyre Treads For All Wheels	6	Metal Containers For Storage Or Transport	4
Tyres, pneumatic for motor cars		Tanks, casks, drums, cans, boxes of iron or steel	
Tyres, pneumatic for buses or lorries		Containers of iron or steel for gas	
Articles Of Rubber Nes	15	Tools For Use In The Hand Or In Machines	34
Transmission belts or belting		Plates, stick tips for tools unmounted of sintered metal carbides or cermets	
Paper & Paperboard	33	Rock-drilling or earth-boring tools	
Paper & paperboard not containing fibres by mechanical or chemi-mechanical process		Drills interchangeable for hand or machine tools	
Paper & paperboard coated with plastics		Manufactures Of Base Metal Nes	52
Articles Of Paper & Paperboard	8		
Cartons boxes of corrugated paper			
Adhesive paper in rolls			

EPI: All Items Weights = 10,000

Section/Group	Weights	Section/Group	Weights
Mountings & fittings		Heating & Cooling Equipment & Parts	47
Automatic door closers		Parts of refrigerators freezers & freezing equipment	
Articles of iron or steel		Split air conditioners	
Articles of aluminium		Parts for air-conditioning machines	
MACHINERY & TRANSPORT EQUIPMENT	4836	Heat exchanger units	
Internal Combustion Piston Engines & Parts	62	Pumps For Liquids & Parts	24
Parts for engines excl aircraft engines		Pumps Excl Pumps For Liquids	44
Engines & Motors, Non-Electric	309	Compressors used in refrigerating equipment	
Parts for turbo-jets or turbo-propellers		Air or vacuum pumps	
Parts for gas turbines		Fans	
Rotating Electric Plant & Parts	38	Parts for pumps compressors fans & hoods	
Electric motors under 37.5w		Non-Electrical Machinery, Tools & Mechanical Apparatus & Parts	13
Electric motors over 1kw			
Generating sets			
Power-Generating Machinery & Parts	9	Ball- Or Roller Bearings	31
Parts of engines & motors		Ball bearings	
Civil Engineering & Contractors' Equipment	93	Roller bearing	
Front-end shovel-loaders		Taps, Cocks, Valves & Similar Appliances	36
Parts for boring and sinking equipment		Non-Electric Parts & Accessories Of Machinery Nes	17
Parts of cranes & bulldozers			
Textile & Leather Machinery & Parts	25	Office Machines	91
Sewing machines		Printers, photocopies & fax machines	
Other Machinery & Equipment Specialized For Particular Industries	319	Parts and accessories of printers, photocopies & fax machines	
Machine Tools For Removing Metal Or Other Material	17	Automatic Data-Processing Machines	228
Machine tools for working any material by removal of material by laser		Laptops	
Horizontal lathes		Processing unit	
Parts & Accessories For Machine Tools	8	Storage units	
Tool holders & self-opening die heads		Parts & Accessories For Office & Automatic Data Processing Machines	148
Parts & accessories suitable for use with machine tools		Parts & accessories of office machines	
		Assembled printed circuit boards	
		Parts & accessories of automatic data processing machines	

EPI: All Items Weights = 10,000

Section/Group	Weights	Section/Group	Weights
Monitors & Projectors, Without Television Reception Apparatus	12	Thermionic, Cold Cathode Or Photo-Cathode Valves & Tubes; Diodes, Transistors; Photosensitive Semiconductor Devices; Light-Emitting Diodes; Mounted Piezoelectric Crystals; Electronic Integrated Circuits & Microassemblies; Parts	2362
Monitors			
Televisions			
Telecommunications Equipment	354	Diodes	
Telephone sets		Transistors	
Mobile phones		Photocells, photodiodes & phototransistors	
Television cameras digital cameras & video camera recorders		Memories	
Parts of television & radio-broadcast receivers & telecom apparatus		Electronic integrated circuits	
Parts of video sound recorders & reproducers		Parts of electronic integrated circuits	
Electric Power Machinery	40	Electrical Machinery & Apparatus Nes	192
Static converters		Primary cells & batteries of manganese dioxide	
Inductors		Primary cells & batteries of lithium	
Parts of electric power machinery		Electric sound or visual signalling apparatus	
Electrical Circuit Apparatus	182	Parts & Accessories Of Motor Vehicles	68
Printed circuits			
Circuit breakers, cables		Motor Cycles Incl Mopeds & Cycles, Motorized & Non-Motorized	31
Relays			
Switches			
Plugs & sockets		MISCELLANEOUS MANUFACTURED ARTICLES	908
Connectors			
Valve controller, digital		Lighting Fixtures & Fittings Nes	3
Programmable logic controller		Electric lamps & lighting fittings	
Equipment For Distributing Electricity Nes	25	Furniture & Parts	5
Winding wire		Furniture of various materials	
Co-axial cable & conductors		Parts of furniture	
Electric conductors			
Household-Type Electrical & Non-Electrical Equipment	13	Containers Of Leather Or Composition Leather & Travel Sets For Sewing Or Cleaning	37
Household refrigerators		Leather handbags	
Electric smoothing-irons		Articles carried in the pocket or handbag	
		Women's Clothing	12
		Articles Of Apparel, Of Textile Fabrics, Whether Or Not Knitted Or Crocheted Nes	28

EPI: All Items Weights = 10,000

Section/Group	Weights	Section/Group	Weights
Jerseys, pullovers, cardigans & waistcoats		Sunglasses	
T-shirts		Mounted optical elements	
Footwear	14	Watches & Clocks	46
		Wrist-watches electrically operated	
Optical Instruments & Apparatus Nes	16	Clock or watch parts	
Parts & accessories for compound optical microscopes		Printed Matter	21
Optical devices appliances & instruments		Books, brochures & similar printed matter	
Parts & accessories of optical instruments & apparatus		Newspapers journals & periodicals	
		Paper or paperboard labels	
Instruments & Appliances For Medical, Surgical, Dental Or Veterinary Purposes	97	Articles Of Plastics	29
Syringes, needles, catheters, cannulae		Sacks & bags	
Instruments & appliances used in medical, surgical or veterinary sciences		Articles for the conveyance or packing of goods	
		Tableware, kitchenware & other household articles & toilet articles	
Measuring, Checking, Analysing & Controlling Instruments & Apparatus Nes	252	Baby Carriages, Toys, Games & Sporting Goods	14
Measuring or checking instruments, appliances & machines		Tricycles, scooters, pedal car & similar toys	
Instruments for physical or chemical analysis		Video games	
Regulating or controlling instruments		Fishing reels	
		Basketballs, netballs & footballs	
Photographic Apparatus & Equipment Nes	6	Jewellery, Goldsmiths' & Silversmiths' Wares & Articles Of Precious Or Semiprecious Materials	79
Cameras for ordinary use		Articles of jewellery & parts of precious metal	
Parts & accessories for cameras			
Photographic & Cinematographic Supplies	4	Musical Instruments & Parts & Accessories	144
Chemical preparations for photographic uses		Unrecorded magnetic media	
Photographic plates & films		Semiconductor media	
Optical Goods Nes	43	Miscellaneous Manufactured Articles Nes	59
Contact lenses		Hearing-aids	
Spectacle lenses		Orthopaedic appliances	
Optical fibres & optical fibre bundles & cables			

APPENDIX IV:

Import Price Index and Export Price Index (2018 = 100)

Import Price Index (2018 = 100)

Section	All Items	Non-oil Items	Food & Live Animals	Beverages & Tobacco	Crude Materials	Mineral Fuels	Animal & Vegetable Oils, Fats & Waxes	Chemicals & Chemical Products	Manu- factured Goods	Machinery & Transport Equipment	Misc. Manu- factured Articles
Weights	10,000	7,410	247	112	84	2,590	27	888	505	4,690	857
2018	100.0	100.0	100.0	100.0	100.0	100.0	100.0	100.0	100.0	100.0	100.0
2018											
Jan	95.9	98.3	100.0	98.2	98.3	88.9	107.9	98.2	98.9	98.0	99.0
Feb	95.1	98.1	99.9	98.2	98.5	86.6	107.8	98.6	99.0	97.5	99.3
Mar	95.1	98.1	98.7	98.2	98.8	86.3	106.4	98.7	99.1	97.5	99.4
Apr	96.5	98.2	98.0	99.4	98.0	91.5	104.3	98.8	99.1	97.8	99.1
May	99.9	99.4	99.1	100.2	99.8	101.6	103.6	99.7	100.3	99.1	100.0
Jun	100.7	99.7	99.2	100.4	100.5	103.4	101.1	100.0	100.8	99.5	100.2
Jul	102.2	100.8	100.1	100.7	101.4	106.3	100.0	100.8	100.9	100.9	100.4
Aug	103.0	100.9	100.8	100.9	101.6	108.7	97.8	101.0	100.8	101.1	100.4
Sep	104.2	101.4	101.1	101.0	101.2	112.4	96.1	101.4	100.4	101.7	100.6
Oct	105.6	101.7	101.2	101.0	100.8	116.7	94.3	101.7	100.6	102.1	100.8
Nov	102.6	101.5	100.8	101.0	100.7	105.7	90.4	101.0	100.0	102.1	100.3
Dec	99.3	101.9	101.0	100.9	100.4	91.9	90.3	100.2	100.1	102.9	100.3

Export Price Index (2018=100)

Section	All Items	Non-oil Items	Food & Live Animals	Beverages & Tobacco	Crude Materials	Mineral Fuels	Animal & Vegetable Oils, Fats & Waxes	Chemicals & Chemical Products	Manu- factured Goods	Machinery & Transport Equipment	Misc. Manu- factured Articles
Weights	10,000	8,022	236	103	91	1,978	5	1,525	318	4,836	908
2018	100.0	100.0	100.0	100.0	100.0	100.0	100.0	100.0	100.0	100.0	100.0
2018											
Jan	96.9	98.3	99.3	98.2	96.6	91.3	99.6	97.3	99.1	98.6	98.5
Feb	96.5	98.5	98.8	98.4	96.5	88.7	99.7	97.8	99.9	98.6	98.4
Mar	96.3	98.3	98.0	97.5	96.5	88.3	100.0	97.8	99.2	98.5	98.3
Apr	97.3	98.2	98.5	98.4	96.9	93.5	100.2	97.9	99.9	98.3	97.8
May	100.1	99.3	97.7	99.6	98.5	103.1	100.7	99.6	100.8	99.4	98.8
Jun	100.8	99.9	99.5	99.8	99.8	104.6	100.5	100.4	101.4	99.8	99.2
Jul	101.9	100.8	101.3	100.7	100.4	106.1	100.6	101.7	100.7	100.5	100.7
Aug	102.1	100.9	102.2	100.1	102.4	106.8	100.2	101.7	99.8	100.9	100.2
Sep	103.5	101.9	101.2	101.3	102.1	110.0	100.2	102.4	99.7	102.2	100.6
Oct	104.6	102.0	101.8	101.8	103.6	115.0	100.1	102.6	100.8	101.7	102.7
Nov	101.8	101.2	101.4	102.5	103.5	104.1	99.6	101.6	99.7	100.9	102.6
Dec	98.1	100.5	100.2	101.8	103.2	88.6	98.6	99.2	99.1	100.6	102.2

SINGAPORE DEPARTMENT OF STATISTICS INFORMATION DISSEMINATION SERVICES

Statistics Singapore Website

The *Statistics Singapore Website* was launched by the Singapore Department of Statistics (DOS) in January 1995. Internet users can access the website by connecting to:

<https://www.singstat.gov.sg>

Key Singapore statistics and resources are available via the following sections:

- **What's New**
Obtain latest data for key economic and social indicators, browse news releases by DOS and Research and Statistics Units (RSUs) of other public sector agencies.
- **Find Data**
Choose from almost 50 topics to access the relevant statistics, press releases, infographics, charts, storyboards, videos and references.
- **Publications**
Browse DOS's publications, papers and articles by topics. All publications are available for free access.
- **Advance Release Calendar**
View dates of upcoming releases in the half-yearly ahead calendar.

The website also provides a convenient gateway to international statistical websites and resources:

- **IMF Dissemination Standards Bulletin Board**
View metadata and latest data about Singapore's key indicators in the real, fiscal, financial and external sectors, including dissemination practices and information about pre-release access of current indicators.
- **International Statistics**
Access international databases, websites of international bodies and national statistical offices.
- **International Classifications**
Access quick links to international economic and social classifications.

SingStat Express

Subscribe to the *SingStat Express* and receive email and SMS alerts (for local users) on the latest press releases, notices of publication, occasional and information papers and newsletters. Subscription details are available at <https://www.singstat.gov.sg/whats-new/sign-up-for-alerts>.

SingStat Mobile App

The *SingStat Mobile App* provides users with on-the-go access to latest key Singapore official statistics and ASEAN statistics via their mobile devices. The app allows visualisation of data with over 200 charts of commonly used statistics from 28 data categories. Users can also opt to receive notifications on updates to their preferred indicators, organise data categories in the order of their preference, and download tables or share charts via social media and perform computation for quick analyses. The app is available for downloading in iOS and Android devices. More information is available at <https://www.singstat.gov.sg/our-services-and-tools/singstat-mobile-app>.

SINGAPORE DEPARTMENT OF STATISTICS INFORMATION DISSEMINATION SERVICES *(cont'd)*

SingStat Table Builder

The *SingStat Table Builder* contains data series from 60 public sector agencies providing a comprehensive statistical view of Singapore economic and socio-demographic characteristics. Users may create customised data tables, and export them in different file formats and download multiple tables at one go. APIs for commonly accessed tables are provided in JSON and CSV formats for ease of data retrieval. In addition, developer APIs are available for users to customise and use the parameters available to define queries. Explore data trends with this digital service at <https://www.singstat.gov.sg/tablebuilder>.

Really Simple Syndication

Really Simple Syndication (RSS) is an easy way to stay updated on the latest statistical news released by DOS. The SingStat RSS feed delivers statistical news highlights and hyperlinks to the source documents whenever the updates are posted. More information is available at <https://www.singstat.gov.sg/whats-new/really-simple-syndication-rss>.

E-survey

The *E-survey* enables business organisations to complete and submit their survey forms through the internet. Using secured encryption protocols, the *E-survey* ensures that the information transmitted through the net is secured and protected. The system features online helps and validation checks to assist respondents in completing their survey forms. With the *E-survey*, respondents do away with the tedious paper work and manual tasks of mailing or faxing their survey returns to DOS.

Statistical Enquiries and Feedback

If you have any statistical enquiries or feedback on our services, you are welcomed to:

	E-mail us	at	info@singstat.gov.sg
	Fax to us	at	(65) 6332-7689
	Call us	at	1800-3238118* (local callers) (65) 6332-7738 (overseas callers)

* Calls from mobile telephone lines to 1800 local toll free number may be subject to mobile airtime charges as imposed by the relevant mobile service provider.