

information paper
on
business statistics

**RE-BASING AND REVISION OF THE
BUSINESS RECEIPTS INDEX
(2014=100)**

Singapore Department of Statistics
May 2015

Papers in this Information Paper Series are intended to inform and clarify conceptual and methodological changes and improvements in official statistics. The views expressed are based on the latest methodological developments in the international statistical community. Statistical estimates presented in the papers are based on new or revised official statistics compiled from the best available data. Comments and suggestions are welcome.

© Singapore Department of Statistics. All rights reserved.

Please direct enquiries on this information paper to:

Quarterly Survey of Services
Singapore Department of Statistics
Tel : 6835 8911

Email : chang-chan_wai_han@singstat.gov.sg

Reproducing or quoting any part of this publication is permitted, provided this publication is accredited as the source. Please refer to the Statistics Singapore Website Terms of Use (<http://www.singstat.gov.sg/terms-of-use>) for more details on the conditions of use of this publication.

RE-BASING OF THE BUSINESS RECEIPTS INDEX (2014 = 100)

I Introduction

1. Since 1998, the Department of Statistics has been compiling the Business Receipts Index (BRI) to monitor the performance of the Services Sector (excluding wholesale & retail trade and accommodation & food services) on a quarterly basis.
2. The services industry groups released in the BRI are: Transport and Storage, Information and Communications, Financial and Insurance, Business Services, Education, Health & Social Services, and Recreational & Personal Services.
3. The BRI is re-based at regular intervals to reflect changes in the structure of the Services Sector (excluding wholesale & retail trade and accommodation & food services). During the re-basing exercise, the weights are updated and the methodology and coverage are reviewed. The current BRI series is based on year 2008 and will be updated to base year 2014.
4. This information paper provides details on the re-based BRI, such as the data sources, methodology adopted, the formula used for index computation and a comparison of the re-based series and old series.
5. The list of industries covered in the BRI and the re-based index series from 1Q2014 to 4Q2014 are presented in the Annexes.

II What BRI Measures

6. The BRI measures the short-term changes in the amount of business or operating receipts on a quarterly basis. The index is presented at current prices.

7. Business or operating receipts is the income earned from the provision of services and goods sold. It includes income earned from the provision of consultancy & professional services, management & administrative fees, repairs/servicing charges, rental or lease income (except from land and finance leases), contract, subcontract & commission fees, royalties & license fees, and any other operating income. For local branches of foreign airlines and foreign shipping lines, operating receipts refers to the reimbursement from their head offices for the operating expenditure they incurred.

III Data Sources

8. The data used for the compilation of the BRI are sourced from administrative data as well as the Quarterly Survey of Services (QSS) and Survey of Quarterly National Income Estimates conducted by the Department.

9. The 2014-based BRI is compiled based on survey and administrative records of more than 11,000 enterprises, of which administrative data was used for 86% of the enterprises covered.

IV Index Computation

10. The business receipts index at current prices are computed from the business or operating receipts using the following formula:

$$I_{on} = \frac{\sum_i W_i \frac{V_{in}}{V_{io}}}{\sum_i W_i} \times 100$$

where

I_{on} is the index of the overall services sector for the current period n compared to the base period o (the base year being 2014);

V_{in} is the business receipts of i^{th} industry during the current period n ;

V_{io} is the business receipts of i^{th} industry during the base period o ;

W_i is the weight of the i^{th} industry, i.e. its share of value added with respect to the overall services sector.

\sum_i is the summation of all industries in the services sector.

11. The overall business receipts index is a weighted average of indices from detailed industry level. To derive the business receipts index at detailed industry level, the quarterly business receipts for that industry is divided by the average quarterly business receipts for the same industry in the base year (which is 2014). The overall BRI is then computed by combining the indices of the detailed industries, using weights which measure each industry's relative importance in the overall services sector.

V The Re-based BRI series

Sampling Methodology

12. QSS uses a stratified random sampling design, similar to that adopted by the Annual Survey of Services. The sampling frame is obtained from the Department's business register which contains basic information of enterprises registered in Singapore. The data in the Business Register are primarily sourced from the registration records of the Accounting and Corporate Regulatory Authority (ACRA), which is the agency in charge of the registration of business entities in Singapore.








13. The sampling frame was first stratified by industry group. Each industry group was then further stratified by size of operating receipts into three size strata (large, medium and small). The Lavallée and Hidioglou (1988) algorithm was then applied within each industry group to determine the size stratum boundaries and the optimal sample size for a required level of precision. All enterprises in the large size stratum were selected with certainty whereas the enterprises in the medium and small size strata were selected using simple random sampling without replacement.

Weighting Pattern

14. The weight for each industry reflects its relative importance in the overall services sector. The weights are computed based on the value added contributions of the respective industries obtained from the Annual Survey of Services for reference year 2013.

15. Table 1 shows the weights for the BRI industry groups in the 2014-based series. “Business services” was the largest industry group, accounting for 34.2% of the total weights. This was followed by the “Financial & Insurance” and “Transport & Storage” industry groups which contributed 26.9% and 14.4% respectively to the total services sector (excluding wholesale & retail trade and accommodation & food services). The contribution of weights of the other industry groups ranged from 4.7% to 9.6%.

Table 1: Weighting Pattern of BRI in 2014-based Series

INDUSTRY GROUP	Weights	2014-based contribution (%)
TOTAL¹	10,000	100
 Transport and Storage	1,440	14.4
 Information and Communications	958	9.6
 Financial and Insurance	2,694	26.9
 Business Services	3,422	34.2
 Education	473	4.7
 Health and Social Services	494	4.9
 Recreation and Personal Services	519	5.2

¹ Excluding wholesale & retail trade and accommodation & food services

VI Linking of Historical Series

16. To facilitate the time series analysis of the BRI series, the 2008-based series was linked to the 2014-based series using the following approach:

Linked 2014-based index = 2008-based index x Linking Coefficient

where the Linking Coefficient is the ratio of the average value of the 2014-based index in 2014 to the average value of the 2008-based index in 2014.

Example:

Average value of the 2008-based index in 2014 = 132.9

Average value of the 2014-based index in 2014 = 100

Linking Coefficient = $100/132.9$

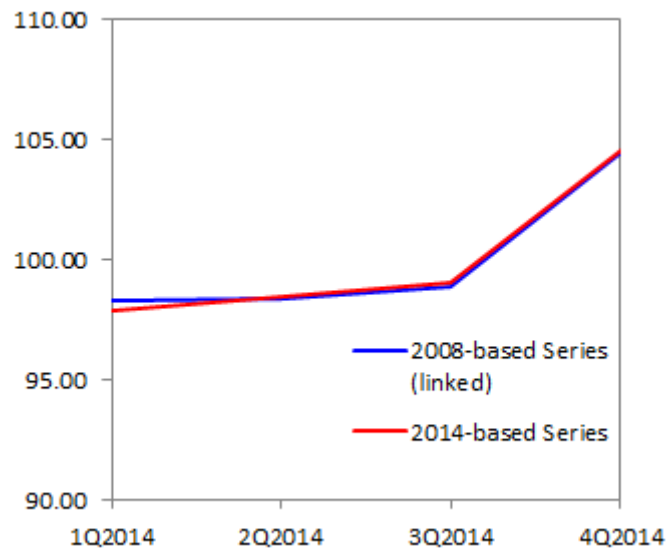
2008-based index in 1Q2013 = 124.6

2014-based index in 1Q2013 = $124.6 \times (100/132.9) = 93.8$

VII Comparison of 2008-based and 2014-based Series

17. Chart 2 compares the overall BRI at current prices of the 2008-based and 2014-based series from 1Q2014 to 4Q2014. Both series generally exhibit a similar trend. The differences observed are mainly due to updates in the weighting pattern and the sample.

Chart 1: Overall Services Business Receipts Index



VIII Data Dissemination

18. The 2014-based series will be released with effect from the 1Q2015 Business Receipts Index report. The quarterly report and index series are available at the Department's website (<http://www.singstat.gov.sg>). The BRI is also published in the Monthly Digest of Statistics and Yearbook of Statistics.

Singapore Department of Statistics

May 2015

References

1. Lavallée, P. & Hidioglou, M. (1988). *On the stratification of skewed populations*. *Survey Methodology* 14, 33-43.
2. *Press releases of Quarterly Business Receipts Index*, available at SingStat website (<http://www.singstat.gov.sg/publications/publications-and-papers/economy>)
3. *Re-basing of the Business Receipts Index (2008=100)*, available at Singstat website (http://www.singstat.gov.sg/docs/default-source/default-document-library/publications/publications_and_papers/services/ip-b21.pdf)
4. *Singapore Standard Industrial Classification 2015*, available at SingStat website (<http://www.singstat.gov.sg/methodologies-standards/statistical-standards-and-classifications/SSIC>)
5. *Statistics Singapore Newsletter (March 2008): Improving Sampling Efficiency for the Annual Survey of Services*, available at SingStat website (<http://www.singstat.gov.sg/docs/default-source/default-document-library/publications/newsletter/archive/ssnmar2008.pdf>)

Industries Covered in the Quarterly Business Receipts Index

SSIC 2015	Description of Industry
	TOTAL SERVICES EXCLUDING WHOLESALE AND RETAIL TRADE, ACCOMMODATION AND FOOD SERVICES
49-53	TRANSPORTATION AND STORAGE
49101	Railroad services
49102	Mass rapid transit systems (including light rail)
49211	Public bus services (scheduled services)
49212	Chartered bus services (including school buses)
49213	Inter-country bus services
49214	Taxi services
49219	Passenger land transport n.e.c. (eg private cars for hire with operator and trishaws)
49220	Aerial cableways (including cable car services)
49231	Freight transport by road
49232	Moving services (eg delivery services, baggage transfer services, furniture moving services)
49239	Freight land transport n.e.c. (eg rental and leasing of lorries and trucks with operator)
49300	Transport via pipelines
50011	International cruise services
50012	Other sight-seeing cruise services (eg harbour and river cruises)
50013	Passenger ferry services
50014	Chartering of ships and boats with crew (passenger)
50019	Passenger water transport n.e.c.
50021	Shipping lines
50022	Branches of foreign shipping lines
50023	Operators of barges, tugboats and bumboats (freight)
50024	Chartering of ships, barges and boats with crew (freight)
50029	Freight water transport n.e.c.
51001	Airlines (passenger)
51002	Airlines (freight)
51003	Branches of foreign airlines (passenger)
51004	Branches of foreign airlines (freight)
51005	Aircraft chartering with operator
51009	Air transport services n.e.c.
52101	General warehousing
52102	Cold storage
52103	Storage for class cargo (ie hazardous materials)
52109	Specialised storage n.e.c.
52211	Carpark management and operation services
52212	Taxi booking services
52213	Towing services
52219	Supporting services to land transport n.e.c.
52221	Representative offices of foreign shipping lines
52222	Shipping agencies (freight)
52223	Port operators
52224	Lighterage services
52225	Salvaging of distressed vessels and cargos
52226	Ship management services
52227	Ship brokering services
52229	Supporting services to water transport n.e.c.
52231	Representative offices of foreign airlines

SSIC 2015	Description of Industry
52232	Airline agencies (freight)
52233	Airport operation services
52234	Airport terminal services
52239	Supporting services to air transport n.e.c.
52241	Cargo surveying services
52242	Container services (excluding rental of containers)
52243	Crane services (loading and unloading of cargo)
52244	Stevedoring services
52251	Classification societies
52252	Marine surveying services other than classification societies
52291	Value added logistics providers
52292	Freight forwarding, packing and crating services
52299	Other transportation support activities n.e.c.
53100	National post activities (eg postal services)
53200	Courier activities other than national post activities
58-63	INFORMATION AND COMMUNICATIONS
58110	Publishing of books, brochures, musical books and other publications
58120	Publishing of directories and mailing lists
58131	Publishing of newspapers
58132	Publishing of journals, periodicals and magazines
58190	Other publishing activities
58201	Publishing of computer games
58202	Publishing of other software (non-computer games)
59111	Motion picture/movie production
59112	Production of advertisements, corporate videos and event videos
59113	Production of dramas, variety shows and documentaries (including production of television programme)
59114	Animation production
59119	Motion picture, video, television and other programme production activities n.e.c.
59120	Motion picture, video, television and other programme post-production activities
59131	Motion picture/movie distribution
59132	Distribution of dramas, variety shows and documentaries (including television programme)
59139	Motion picture, video, television and other programme distribution activities n.e.c.
59141	Cinema services
59149	Motion picture projection activities n.e.c.
59190	Other motion picture, video, television and programme related activities
59201	Sound recording production
59202	Music publishing and distribution activities
60100	Radio programme production and broadcasting
60200	Television programming and broadcasting (including cable, satellite, terrestrial television, internet and mobile)
61011	Wired telecommunications network operation (including fixed-line, fibre optics, local/international PSTN and leased circuits)
61012	Mobile cellular and other wireless telecommunications network operation
61013	Satellite telecommunications network operation
61091	Telecommunications resellers/third party telecommunications providers (including value-added network operators)
61092	Internet access providers, include ISPs
61099	Other telecommunications activities n.e.c. (eg provision of VoIP (Voice over Internet Protocol services) and cyber 'cafes' (offering internet access only))
62011	Development of e-commerce applications
62012	Development of computer games
62013	Development of software for interactive digital media (except games)

SSIC 2015	Description of Industry
62019	Development of other software and programming activities n.e.c.
62021	Hardware consultancy (including systems consultancy)
62022	Software consultancy
62023	Computer facilities management activities
62024	Computer systems integration activities
62090	Other information technology and computer service activities (eg disaster recovery services)
63111	Web hosting and other hosting services (eg cloud hosting, server hosting and data hosting)
63112	Data entry services
63119	Data processing and related activities n.e.c. (eg data tabulation services, computer time sharing services, application service providers, data storage and streaming services)
63120	Web portals (including social networking sites)
63901	News agency activities
63909	Other information service activities n.e.c.
64-66	FINANCIAL AND INSURANCE ACTIVITIES
64110	Central bank
64121	Domestic Banking Units (DBU) of full banks
64122	Asian Currency Units (ACU) of full banks
64131	Domestic Banking Units (DBU) of wholesale banks
64132	Asian Currency Units (ACU) of wholesale banks
64141	Domestic Banking Units (DBU) of offshore banks
64142	Asian Currency Units (ACU) of offshore banks
64151	Domestic Banking Units (DBU) of merchant banks
64152	Asian Currency Units (ACU) of merchant banks
64160	Finance companies (with deposit taking functions)
64190	Other monetary intermediation
64201	Bank/Financial holding companies
64202	Other holding companies
64300	Trusts, funds and similar financial entities (eg collective portfolio investment funds (excluding those with rental income))
64910	Financial leasing companies
64921	Thrift and loan societies and credit associations
64922	Credit card services
64923	Mutual benefits organisations
64924	Money-lending
64925	Pawnbrokerage
64929	Other credit agencies n.e.c. (eg motor finance)
64991	Factoring companies
64992	Representative offices of foreign banks
64993	Money-changing services
64994	Remittance services
64995	Treasury centres
64999	Other financial service activities, except insurance and pension funding activities n.e.c.
65110	Life insurance
65121	Marine insurance
65122	Captive insurance
65123	Import, export and credit insurance
65124	General insurance (except marine and import, export & credit insurance)
65201	Life reinsurance
65202	General reinsurance
65301	Provident funding
65302	Pension funding

SSIC 2015	Description of Industry
66111	Securities exchange
66119	Administration of financial markets n.e.c.
66121	Stock, share and bond brokers and dealers
66122	Foreign exchange brokers and dealers
66123	Gold bullion brokers and dealers
66124	Commodity and futures brokers and dealers
66125	Carbon credit brokers/traders
66129	Security dealings and commodity contracts brokerage activities n.e.c.
66191	Trustee, fiduciary and custody services firms (including nominee companies, trustees and REIT trustees)
66192	Corporate finance advisory services
66193	Clearing and settlement of financial instruments
66194	Activities auxiliary to fund management activities (eg independent fund administration firms)
66199	Other activities auxiliary to financial service activities n.e.c. (eg mortgage advisory firms)
66210	Risk and damage evaluation (eg loss adjusting, claims adjusting)
66221	Insurance agencies and agents (excluding financial advisory firms and advisers)
66222	Financial advisory firms and advisers (including firms providing financial planning services)
66223	Insurance brokers
66291	Representative offices of foreign insurers and professional reinsurers
66292	Captive managers
66299	Other activities auxiliary to insurance and pension funding n.e.c. (eg activities of actuaries)
66301	Asset/Portfolio management
66302	Hedge fund management
66303	Property fund management (including REIT management and direct property fund management)
66304	Private equity firms (including venture capital companies)
66309	Fund management activities n.e.c.
68-82	<u>BUSINESS SERVICES</u>
68101	Real estate developers
68102	Operating of serviced apartments
68103	Letting and operating of self-owned real estate except hotels, lodging and boarding houses
68104	Letting and operating of food courts, coffee shops and eating houses (with mainly rental income)
68105	Collective portfolio investment funds with rental income
68106	Management of self-owned strata titled property
68109	Real estate activities with own or leased property n.e.c.
68201	Real estate agencies and valuation services
68202	Town councils
68203	Residential real estate management other than town councils
68204	Commercial and industrial real estate management
68209	Real estate activities on a fee or contract basis n.e.c.
69100	Legal activities
69201	Accounting and auditing services (including taxation advisory services)
69202	Book-keeping services
70101	Activities of head and regional head offices; Centralised administrative offices and subsidiary management offices
70102	Business representative offices
70201	Business and management consultancy services (general)
70202	Management consultancy services for healthcare organisations

SSIC 2015	Description of Industry
70203	Hotel management consultancy services
70204	Human resource consultancy services
70205	Public relations consultancy services
70209	Business and management consultancy services n.e.c.
71111	Architectural services
71112	Landscape design and landscape architecture
71113	Quantity surveying services
71114	Land surveying services
71119	Other surveying services n.e.c. (eg geophysical, geologic, seismic, hydrographic surveying services)
71121	General building engineering design and consultancy services
71122	Process and industrial plant engineering design and consultancy services
71123	Engineering design and consultancy services in energy management and clean energy systems
71124	Environmental engineering design and consultancy services (except clean energy)
71125	Infrastructure engineering design and consultancy services
71126	Engineering design and consultancy services supporting mining, oil and gas extraction and offshore exploration activities
71129	Engineering design and consultancy activities n.e.c.
71200	Technical testing and analysis services (including certification of products and services)
72101	Research and experimental development on biotechnology, life and medical science
72102	Research and experimental development on electronics
72103	Research and experimental development on chemicals
72104	Research and experimental development on engineering
72105	Research and experimental development on IT
72106	Research and experimental development on environment and clean technologies
72107	Research and experimental development on medical technologies
72109	Research and experimental development on natural sciences n.e.c.
72200	Research and experimental development on social sciences and humanities
73100	Advertising activities
73201	Infocomm market research
73202	Other market research and public opinion polling (non-Infocomm)
74111	Electronics-related industrial design services
74112	Transport-related industrial design services
74113	Furniture design services
74119	Product and industrial design activities n.e.c.
74191	Interior design services
74192	Art and graphic design services
74193	Fashion (including accessories) design services
74194	Exhibition stand design services
74199	Other specialised design activities n.e.c.
74201	Photo taking services (eg portrait or studio photography)
74202	Photo processing and finishing services
74209	Photographic activities n.e.c.
74901	Translation services
74902	Arbitration and mediation services
74903	Brokerage and consultancy services of intellectual property assets
74904	Agrotechnology consultancy services
74905	Carbon consultancy services
74906	Agents for artistes, athletes, models and other performers
74909	Other professional, scientific and technical activities n.e.c.
75000	Veterinary activities
77101	Renting and leasing of private cars without operator
77109	Renting and leasing of land transport equipment without operator n.e.c. (including lorries, trucks, caravans, scooters, containers, trailers)

SSIC 2015	Description of Industry
77210	Renting and leasing of recreational and sports goods (eg pleasure boats, bicycles)
77220	Renting of VCDs and DVDs
77291	Renting and leasing of furniture, utensils and other household equipment
77292	Renting of attire (eg costumes)
77299	Renting and leasing of other personal and household goods n.e.c. (eg books, music instruments, electronic equipment for household use)
77310	Renting of water transport equipment without operator (eg commercial boats and ships without operator)
77320	Renting of air transport equipment without operator (eg airplanes without operator)
77330	Renting of construction and civil engineering machinery and equipment
77341	Renting of computers and peripheral equipment
77342	Renting of office machinery and equipment
77391	Renting and leasing of professional radio and television sets and sound reproducing and recording equipment
77392	Renting of industrial machinery and equipment
77399	Renting of other machinery, equipment and tangible goods n.e.c. (eg agricultural machinery and equipment)
77400	Leasing of non-financial intangible assets (eg patents, trademarks, brand names etc)
78101	IT manpower contracting services
78102	Labour contracting services (excluding IT manpower)
78103	Maid agencies
78104	Employment agencies (excluding maid agencies)
78105	Executive search services
78300	Management of human resource functions
79101	Travel agencies and tour operators (mainly inbound)
79102	Travel agencies and tour operators (mainly outbound)
79103	Ticketing agencies (including airline, tour bus and cruise ship)
79900	Other reservation service activities (eg timeshare, on-line hotel reservation services, reservation of tickets for performances etc)
80001	Detective and investigation agencies
80002	Security services
80009	Security and investigation activities n.e.c.
81211	General cleaning services except households (including cleaning of public areas and janitorial services)
81212	Domestic/Household cleaning services
81291	Pest control services not in connection with agriculture
81292	Maintenance of swimming pools, spas and fountains
81299	Other cleaning services n.e.c. (eg cleaning of trains, buses, aircrafts, industrial machinery)
81300	Landscape planting, care and maintenance service activities (eg garden installation and maintenance, grass cutting, tree felling, pruning)
82110	Office administrative services on a fee or contract basis (eg billing and record keeping)
82191	Stenographic and secretarial services
82192	Duplicating and photo-copying services
82199	Other specialised office support activities n.e.c.
82200	Call centres
82301	Exhibition organisers
82302	Convention/Conference organisers
82303	Event/Concert organisers
82304	Exhibition stand contractors
82911	Debt collection services
82912	Credit rating agencies
82920	Packaging activities
82991	Activities of auction houses
82999	Other business support service activities (eg junkets, administration of loyalty programmes)

SSIC 2015	Description of Industry
85	<u>EDUCATION</u>
85101	Nurseries and kindergartens
85102	Primary schools
85103	International and foreign system schools (pre-primary and primary)
85104	Schools for the handicapped and educationally sub-normal (pre-primary and primary)
85211	Secondary schools
85212	Junior colleges and centralised pre-university institutes (post-secondary non-tertiary)
85213	International and foreign system schools (secondary and post-secondary non-tertiary)
85214	Schools for the handicapped and educationally sub-normal (secondary and post-secondary non-tertiary)
85215	Commercial schools offering general secondary and post-secondary non-tertiary education programmes
85220	Technical and vocational secondary and post-secondary non-tertiary education
85301	Polytechnics
85302	Universities
85303	Teachers' training institute
85304	Commercial schools offering higher education programmes
85410	Sports and recreation instruction (eg yoga, sports, martial arts, diving, aerobics)
85420	Music, dancing, art, speech and drama instruction
85491	Corporate training services and motivational course providers
85492	Language instruction
85493	Driving instruction
85494	Academic tutoring services (eg tuition centres, private tutoring services)
85499	Other education n.e.c.
85501	Student recruitment agencies
85502	Examination and accreditation agencies for education services
85509	Educational support services n.e.c. (eg tuition matching services)
86-88	<u>HEALTH AND SOCIAL SERVICES</u>
86101	Acute hospitals
86102	Community hospitals
86109	Other hospitals n.e.c. (eg psychiatric hospital)
86201	Clinics and other general medical services (Western)
86202	Clinics and other general medical services (Non-Western)
86203	Specialised medical services (including day surgical centres)
86204	Dental services
86901	Medical laboratories
86902	X-ray laboratories and other diagnostic imaging centres
86903	Ambulance and medical evacuation services
86904	Home healthcare services
86905	Dialysis services
86909	Other health services n.e.c. (eg rehabilitation activities eg physiotherapy, chiropractic, speech therapy)
87010	Nursing and personal care facilities (including nursing homes and hospices)
87021	Residential care services for the elderly (eg home for the aged)
87022	Residential care services for children (eg children's homes, orphanages)
87029	Other residential care services n.e.c. (eg crisis shelters, halfway houses for substance abusers, residential care services for the physically disabled, intellectually disabled and community mental health patients, etc)
88101	Social services for the elderly (eg befriender services, meal services, drop-in centres)
88102	Social services for persons with disabilities (eg day care centres for persons with disabilities)
88911	Child care services for pre-school children (including own-account babysitting)
88912	Child/Student care services for school-going children (eg before and after-school care centres, student care centres)

SSIC 2015	Description of Industry
88913	Social services for children and youths (eg youth outreach services, adoption services)
88919	Social services without accommodation for children, youth and families n.e.c.
88921	Community centres/clubs, community development councils and related activities
88922	Residents' committees and residential associations (including citizens' consultative committees)
88929	Community activities n.e.c.
88991	Job training and vocational rehabilitation services
88992	Charitable and other supporting activities aimed at humanitarian work
88999	Other social services without accommodation n.e.c.
90-96	<u>RECREATION AND PERSONAL SERVICES</u>
90001	Production of live theatrical presentations (eg stage plays, musicals and theatre productions)
90002	Theatres and concert halls
90003	Operas, wayang and puppet shows
90004	Orchestras, musical bands, choirs and dance groups
90009	Dramatic arts, music and other arts production-related activities n.e.c. (eg stage, lighting and sound services)
91010	Libraries and archives activities
91021	Museums
91022	Art galleries (excluding retail)
91029	Preservation of historical sites, buildings, artefacts and paintings, cultural villages and other related activities n.e.c.
91030	Botanical and zoological gardens and nature reserves activities
92001	Horse-racing and other betting activities
92002	Casinos
93111	Fitness centres and gymnasiums
93119	Operation of sports facilities n.e.c. (eg bowling alleys, tennis centres, billiard halls, football stadium)
93121	Sports clubs/associations
93122	Martial arts and pugilistic clubs
93129	Activities of sports clubs and related activities n.e.c.
93201	Amusement theme parks
93202	Game arcade, online game aggregator, LAN game operators and gaming centres
93203	Cabarets, night clubs, discotheques, dance clubs and karaoke lounges
93204	Recreation clubs (including country clubs)
93209	Other amusement and recreation activities n.e.c. (including recreation parks/beaches and recreational fishing)
94110	Activities of business and employers' membership organisations
94120	Activities of professional membership organisations (eg medical associations, law societies, accountancy bodies)
94200	Activities of trade unions
94911	Churches
94912	Mosques
94913	Buddhist/Taoist temples
94914	Hindu/Sikh temples
94919	Activities of religious organisations n.e.c.
94920	Activities of political organisations
94991	Philanthropic trusts, foundations and related activities
94992	Ethnic associations (including clan associations, huay kuans)
94993	Associations for hobbies, recreational, cultural and extra-curricular activities (eg scouts/girl guides association, book clubs and photo, music, art and craft clubs)
94994	Student/Alumni bodies and related associations (eg parent-teacher associations, old boys' associations)

SSIC 2015	Description of Industry
94995	Organisations for the protection of the environment and animals
94999	Activities of other membership organisations n.e.c.
95110	Repair and maintenance of computer hardware, data processing equipment and computer peripherals
95120	Repair of communications equipment (eg mobile phones, fax machines and communications transmission equipment)
95210	Repair of audio and video equipment (eg television sets, radios, tape recorders and players)
95220	Repair of domestic electrical/electronic appliances except audio and video equipment (eg refrigerators, washing machines and room air-conditioners)
95230	Repair of footwear and leather goods
95240	Repair and restoration of cabinets, furniture, upholstery, window shades and other fixtures
95291	Repair of bicycles and tricycles
95292	Repair of watches and clocks
95293	Repair of jewellery
95299	Repair of other personal and household goods n.e.c. (eg cameras, musical instruments)
95301	Repair and maintenance of motor vehicles (including installation of parts & accessories)
95302	Car washing and related services
95303	Vehicle inspection and valuation services
96011	Laundry and dry cleaning services except coin laundries
96012	Coin laundries
96021	Hairdressing salons/shops (including barber shops)
96022	Beauty salons and spas (including slimming, skin care and hair care centres)
96023	Manicure and pedicure services
96024	Massage parlours and foot reflexology
96029	Beauty and other personal care services n.e.c.
96030	Funeral and related activities (including embalming, cremating and cemetery services, upkeep of cemeteries)
96040	Wedding and related activities (including bridal studios and wedding planners)
96091	Friendship, match-making and dating services
96092	Social escort services
96093	Astrology, palmistry and other fortune telling services
96094	Training of pets and animals
96095	Care services for pets and animals
96099	Other personal service activities n.e.c.

TABLE 1
BUSINESS RECEIPTS INDEX
(2014 = 100)

		Total Services ¹	Transport & Storage ²	Information & Communications	Financial & Insurance	Business Services ³	Education	Health & Social Services	Recreation & Personal Services ⁴
Period	Weights	10,000	1,440	958	2,694	3,422	473	494	519
	At Current Prices								
2011		86.3	91.8	91.4	79.9	86.3	78.4	79.7	98.0
2012		90.2	95.7	93.6	82.9	90.3	85.9	87.5	102.3
2013		96.4	97.7	95.9	93.6	97.8	94.4	91.8	103.5
2014		100.0	100.0	100.0	100.0	100.0	100.0	100.0	100.0
2013	I	93.7	93.4	94.1	94.1	92.1	102.4	87.7	101.6
	II	96.1	97.4	95.8	94.4	97.9	85.6	91.7	102.5
	III	96.7	98.2	95.0	91.7	99.4	97.9	92.4	106.9
	IV	99.0	101.8	98.6	94.2	101.9	91.7	95.4	102.8
2014	I	97.9	96.8	97.2	98.3	96.0	105.5	98.6	104.2
	II	98.5	98.7	98.8	98.4	97.8	94.7	98.1	106.6
	III	99.1	100.1	99.0	97.4	100.7	99.8	101.2	91.4
	IV	104.6	104.4	105.1	105.9	105.5	100.0	102.0	97.8

¹ Excluding wholesale & retail trade and accommodation & food services

² Comprises land transport, water transport, air transport, warehousing & support activities for transportation and postal & courier activities

³ Comprises real estate activities, professional, scientific & technical and administrative & support service activities, e.g. legal services & accounting activities, management & management consultancy services, architectural, engineering and technical services, rental & leasing activities, employment agencies, travel agencies and security activities

⁴ Comprises creative, arts, entertainment & recreation, membership organisations' activities (e.g. business and professional membership organisations, religious organisations and interest group organisations) and personal services

TABLE 2
PERCENTAGE CHANGE IN BUSINESS RECEIPTS INDEX OVER PREVIOUS QUARTER*
(2014 = 100)

		Total Services ¹	Transport & Storage ²	Information & Communications	Financial & Insurance	Business Services ³	Education	Health & Social Services	Recreation & Personal Services ⁴
Weights		10,000	1,440	958	2,694	3,422	473	494	519
Period		At Current Prices							
2013	I	1.4	-4.2	-4.4	13.1	-2.6	26.4	-2.9	-3.3
	II	2.5	4.3	1.8	0.3	6.3	-16.4	4.5	0.9
	III	0.7	0.8	-0.9	-2.9	1.5	14.3	0.8	4.3
	IV	2.3	3.7	3.8	2.8	2.5	-6.3	3.3	-3.9
2014	I	-1.1	-4.9	-1.5	4.3	-5.7	15.1	3.3	1.4
	II	0.7	1.9	1.7	0.1	1.9	-10.3	-0.5	2.3
	III	0.6	1.5	0.2	-1.0	2.9	5.4	3.2	-14.3
	IV	5.6	4.3	6.1	8.7	4.8	0.2	0.8	7.1

* Non-seasonally adjusted

¹ Excluding wholesale & retail trade and accommodation & food services

² Comprises land transport, water transport, air transport, warehousing & support activities for transportation and postal & courier activities

³ Comprises real estate activities, professional, scientific & technical and administrative & support service activities, e.g. legal services & accounting activities, management & management consultancy services, architectural, engineering and technical services, rental & leasing activities, employment agencies, travel agencies and security activities

⁴ Comprises creative, arts, entertainment & recreation, membership organisations' activities (e.g. business and professional membership organisations, religious organisations and interest group organisations) and personal services

TABLE 3
PERCENTAGE CHANGE IN BUSINESS RECEIPTS INDEX OVER CORRESPONDING PERIOD OF PREVIOUS YEAR
(2014 = 100)

		Total Services ¹	Transport & Storage ²	Information & Communications	Financial & Insurance	Business Services ³	Education	Health & Social Services	Recreation & Personal Services ⁴
Period	Weights	10,000	1,440	958	2,694	3,422	473	494	519
At Current Prices									
2011		7.3	4.7	3.9	10.7	7.5	4.2	10.7	12.1
2012		4.5	4.3	2.4	3.8	4.6	9.6	9.7	4.4
2013		6.8	2.1	2.4	12.9	8.3	9.9	5.0	1.2
2014		3.8	2.4	4.3	6.8	2.2	5.9	8.9	-3.4
2013	I	5.3	-0.8	2.0	12.1	7.2	13.8	1.2	-5.3
	II	7.3	1.7	3.4	14.5	8.6	4.8	7.6	5.0
	III	7.6	3.1	4.2	11.6	9.8	7.5	5.3	8.0
	IV	7.1	4.4	0.3	13.3	7.7	13.2	5.7	-2.2
2014	I	4.4	3.7	3.3	4.5	4.3	3.0	12.4	2.5
	II	2.6	1.3	3.1	4.3	-0.1	10.6	7.0	4.0
	III	2.4	2.0	4.2	6.3	1.3	2.0	9.6	-14.6
	IV	5.7	2.6	6.5	12.3	3.6	9.1	6.9	-4.8

¹ Excluding wholesale & retail trade and accommodation & food services

² Comprises land transport, water transport, air transport, warehousing & support activities for transportation and postal & courier activities

³ Comprises real estate activities, professional, scientific & technical and administrative & support service activities, e.g. legal services & accounting activities, management & management consultancy services, architectural, engineering and technical services, rental & leasing activities, employment agencies, travel agencies and security activities

⁴ Comprises creative, arts, entertainment & recreation, membership organisations' activities (e.g. business and professional membership organisations, religious organisations and interest group organisations) and personal services

SINGAPORE DEPARTMENT OF STATISTICS INFORMATION DISSEMINATION SERVICES

Statistics Singapore Website

The *Statistics Singapore Website* was launched by the Singapore Department of Statistics (DOS) in January 1995. Internet users can access the website by connecting to:

<http://www.singstat.gov.sg>

Key Singapore statistics are available via the following sections:

- Statistics
which provides access to the latest statistical findings of DOS as well as statistics compiled by Research and Statistics Units (RSUs) in ministries and statutory boards.
- News
which provides a listing of the news released by DOS and RSUs.
- Publications
which presents the latest editions of DOS' publications, papers and articles.
- Browse by Themes
which presents official statistics compiled by DOS and RSUs in the various ministries and statutory boards according to themes. Within each theme, relevant statistics and related press releases, publications and references are provided.

Statistical resources are available via:

- Publication and Papers
which lists the latest editions of publications released by DOS according to statistical domains at <http://www.singstat.gov.sg/publications/publications-and-papers>. All softcopy DOS publications are available for free downloading. Statistical tables of DOS publications in Excel format are also available.
- Advance Release Calendar
which provides a six months ahead advance release calendar of key statistical indicators.

The website also provides a convenient gateway to international statistical websites under the "Methodologies & Standards" section:

- Guide to International Statistics
which provides hyperlinks to international databases and classifications, as well as websites of international bodies and other national statistical offices.
- IMF Dissemination Standards Bulletin Board
which provides metadata about Singapore's key indicators in the real, fiscal, financial and external sectors, including dissemination practices and information about pre-release access of current indicators.

SingStat Express

SingStat Express is a personalised data delivery service which sends the latest press releases, notices of publication, newsletter, occasional and information papers to subscribers via email. SMS alert service is also available to local users. Subscription details are available from the *Statistics Singapore Website* (<http://www.singstat.gov.sg/express>).

SINGAPORE DEPARTMENT OF STATISTICS
INFORMATION DISSEMINATION SERVICES (*cont'd*)

Really Simple Syndication

Really Simple Syndication (RSS) is an easy way to stay updated on the latest statistical news released via the *Statistics Singapore Website*. The SingStat RSS feed delivers statistical news highlights and hyperlinks to the source documents whenever the updates are posted. More information is available at [http://www.singstat.gov.sg/services/really-simple-syndication-\(rss\)](http://www.singstat.gov.sg/services/really-simple-syndication-(rss)).

SingStat Mobile App

SingStat Mobile App provides users with ready access to the latest key Singapore official statistics through their mobile devices while on the go. Users may visualize data for the latest periods with some 200 charts of commonly used statistics from 25 data categories. The app is available for downloading in iOS and Android devices. More information is available at <http://www.singstat.gov.sg/services/singstat-mobile-app>

SingStat Table Builder

The *SingStat Table Builder* contains statistical data series on the Singapore economy and population for users to create customised data tables, plot graphs and charts and export them in different file formats. Explore data trends with this e-service at <http://www.singstat.gov.sg/tablebuilder>.

E-survey

The *E-survey* enables business organisations to complete and submit their survey forms through the internet. Using secured encryption protocols, the *E-survey* ensures that the information transmitted through the net is secured and protected. The system features online helps and validation checks to assist respondents in completing their survey forms. With the *E-survey*, respondents do away with the tedious paper work and manual tasks of mailing or faxing their survey returns to the Department.

Statistical Enquiries and Feedback

If you have any statistical enquiries or comment or suggestions on our statistical publications and electronic services, you are welcomed to:

-  E-mail us at **info@singstat.gov.sg**
-  Fax to us at **(65) 6332-7689**
-  Call us at **1800-3238118* (local callers)**
(65) 6332-7738 (overseas callers)

* Calls from mobile telephone lines to 1800 local toll free number may be subject to mobile airtime charges as imposed by the relevant mobile service provider.