



Complete Life Tables for Singapore Resident Population 2019-2020

www.singstat.gov.sg

Complete Life Tables for Singapore Resident Population, 2019-2020
ISSN 2591-7560

© Department of Statistics, Ministry of Trade & Industry, Republic of Singapore

Reproducing or quoting any part of this publication is permitted, provided this publication is accredited as the source. Please refer to the SingStat Website Terms of Use (<http://www.singstat.gov.sg/terms-of-use>) for more details on the conditions of use of this publication.

Our Vision

National Statistical Service of Quality, Integrity and Expertise

Our Mission

We deliver Insightful Statistics and Trusted Statistical Services that
Empower Decision Making

Our Guiding Principles

- | | |
|--|--|
| Professionalism & Expertise | <i>We adhere to professional ethics and develop statistical competency to produce quality statistics that comply with international concepts and best practices.</i> |
| Relevance & Reliability | <i>We produce statistics that users need and trust.</i> |
| Accessibility | <i>We make our statistics readily available through user-friendly platforms.</i> |
| Confidentiality | <i>We protect the confidentiality of information collected by us.</i> |
| Timeliness | <i>We disseminate statistics at the earliest possible date while maintaining data quality.</i> |
| Innovation | <i>We constantly seek ways to improve our processes, leveraging on new technology where feasible, to deliver better products and services to users.</i> |
| Collaboration | <i>We engage users on data needs, data providers and respondents on supply of data, and undertake the role of national statistical coordination.</i> |
| Effectiveness | <i>We optimise resource utilisation, leveraging on administrative and alternative data sources to ease respondent burden.</i> |

Complete Life Tables for Singapore Resident Population, 2019-2020

Key Trends

1. This annual publication reports the key trends in life expectancy for the Singapore resident population in 2019 and 2020 based on the complete life table. Data for 2020 are preliminary. [Complete life tables since 2003 and an interactive Life Expectancy Calculator](#) are available on the Singstat website¹.

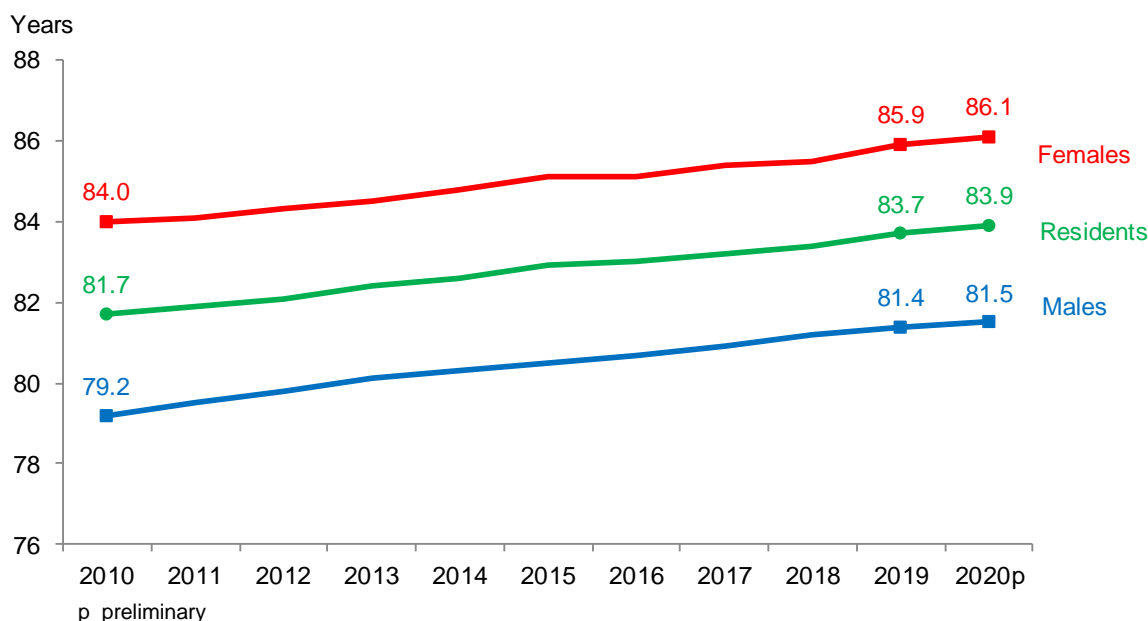
Life Expectancy at Birth²

2. Life expectancy at birth of Singapore residents has increased by about 2 years compared with a decade ago. The resident life expectancy at birth was 83.9 years in 2020, an increase from 83.7 years in 2019 and 81.7 years in 2010 (Chart 1).

3. Females continued to have higher life expectancy than males. Life expectancy at birth of females increased to 86.1 years from 85.9 years in 2019 and 84.0 years in 2010.

4. The life expectancy at birth of males rose to 81.5 years in 2020, up from 81.4 years in 2019 and 79.2 years in 2010. The gap in life expectancy at birth between males and females has narrowed slightly from 4.8 years in 2010 to 4.6 years in 2020.

Chart 1: Life Expectancy at Birth of Singapore's Resident Population



¹ www.singstat.gov.sg/find-data/search-by-theme/population/death-and-life-expectancy/publications-and-methodology

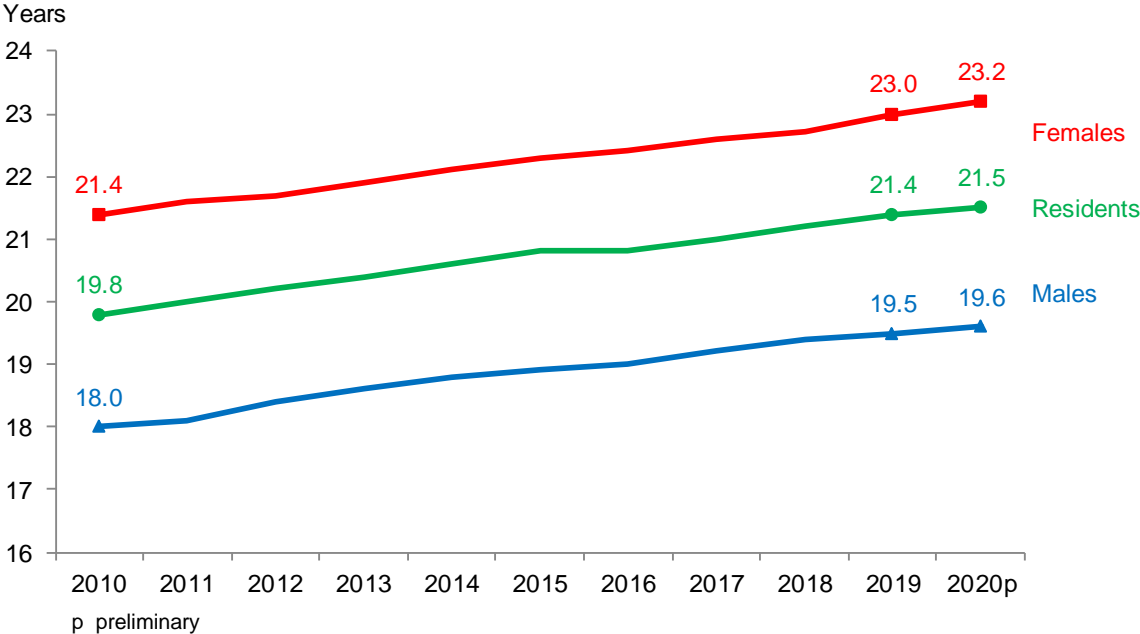
The methodology for constructing complete life tables for the Singapore resident population is presented in the Singapore Department of Statistics' Information Paper "Complete Life Tables 2003 – 2006 for Singapore Resident Population", which can also be found in the weblink above. Preliminary death rates for 2020 are derived based on the average number of deaths and mid-year population in 2019 and 2020.

² Life expectancy at birth is defined as the average number of years a new-born baby might expect to live, if he or she were to experience the age-specific mortality rates of the reference period throughout his or her life.

Life Expectancy at Age 65 Years³

5. Life expectancy at age 65 years also improved. Life expectancy for resident males at age 65 years rose to 19.6 years in 2020, higher than the 19.5 years in 2019 and 18.0 years in 2010 (Chart 2). Similarly, life expectancy at age 65 years for females increased to 23.2 years in 2020, an increase from 23.0 years in 2019 and 21.4 years in 2010.

Chart 2: Life Expectancy at Age 65 Years of Singapore’s Resident Population



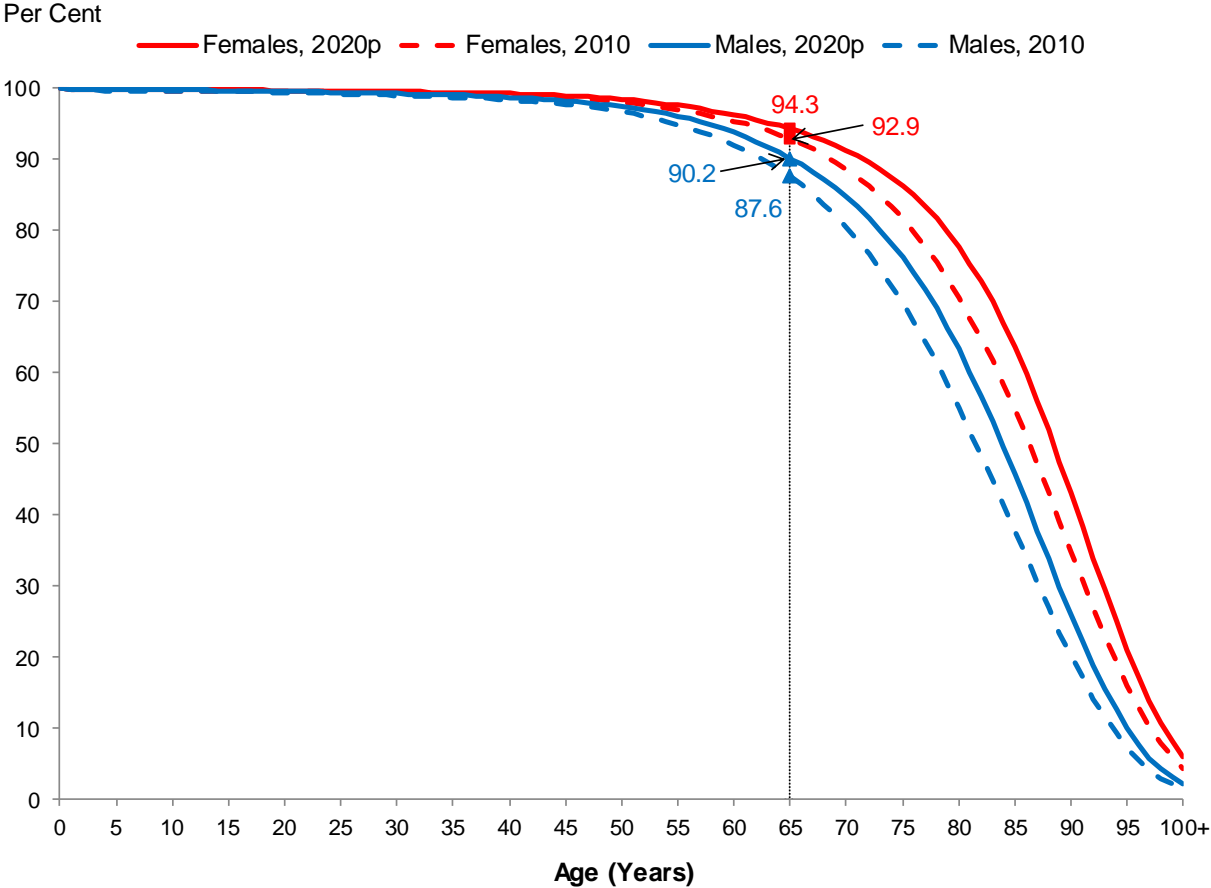
Current life tables depict the mortality experience of a given population, assuming that this group is subject to the current age-specific mortality rates of the reference period throughout their lives. Life expectancy of persons at various ages is derived from life tables, and shows the average number of additional years that persons (at birth or at a specific age such as age 65 years) might expect to live if these mortality rates were held constant over their lifetime. It does not take into account future changes in mortality. The derived life expectancies give an indication of the average longevity of the population, but do not necessarily reflect the longevity of an individual.

³ Life expectancy at age 65 years is the average number of additional years a person who has reached the age of 65 years might expect to live, if he or she were to experience the age-specific mortality rates of the reference period for the remainder of his or her life.

Proportion of New-Born Babies Expected to be Alive⁴

6. The survival rates of the Singapore resident new-borns continued to improve over the past decade. 90.2 per cent of baby boys in 2020 can expect to be alive at age 65 years, higher than the 87.6 per cent in 2010 (Chart 3). For baby girls, 94.3 per cent of them in 2020 can expect to be alive at age 65 years, up from 92.9 per cent in 2010.

Chart 3: Proportion of New-Born Babies Expected to be Alive



p preliminary

Singapore Department of Statistics
21 May 2021

⁴ The proportion of new-born babies expected to be alive at age x is computed as the number of survivors at age x (l_x) divided by the hypothetical population of 100,000 (l_0) at age 0.

PROJECT TEAM

Senior Assistant Director

Mr Hong Renting

Assistant Director

Miss Hoon Si Hui

Senior Manager

Ms Seet Ming Lee

SINGAPORE DEPARTMENT OF STATISTICS

INFORMATION DISSEMINATION SERVICES

Statistics Singapore Website

The *Statistics Singapore Website* was launched by the Singapore Department of Statistics (DOS) in January 1995. Internet users can access the website by connecting to:

<http://www.singstat.gov.sg/>

Key Singapore statistics and resources are available via the following sections:

- **What's New**
Obtain latest data for key economic and social indicators, browse news releases by DOS and Research and Statistics Units (RSUs) of other public sector agencies.
- **Find Data**
Choose from almost 50 topics to access the relevant statistics, press releases, infographics, charts, storyboards, videos and references.
- **Publications**
Browse DOS's publications, papers and articles by topics. All publications are available for free access.
- **Advance Release Calendar**
View dates of upcoming releases in the half-yearly ahead calendar.

The website also provides a convenient gateway to international statistical websites and resources:

- **IMF Dissemination Standards Bulletin Board**
View metadata and latest data about Singapore's key indicators in the real, fiscal, financial and external sectors, including dissemination practices and information about pre-release access of current indicators.
- **International Statistics**
Access international databases, websites of international bodies and national statistical offices.
- **International Classifications**
Access quick links to international economic and social classifications.

SingStat Express

Subscribe to the *SingStat Express* and receive email and SMS alerts (for local users) on the latest statistical releases of your choice. Details are available at www.singstat.gov.sg/whats-new/sign-up-for-alerts.

SingStat Mobile App

The *SingStat Mobile App* provides users with on-the-go access to latest key Singapore official statistics and ASEAN statistics via their mobile devices. The app allows visualisation of data with over 200 charts of commonly used statistics from 28 data categories. Users can also opt to receive notifications on updates to their preferred indicators, organise data categories in the order of their preference, download tables or share charts via social media, perform computation for quick analyses and bookmark indicators for quick access. The app is available for downloading in iOS and Android devices. More information is available at www.singstat.gov.sg/our-services-and-tools/singstat-mobile-app.

SINGAPORE DEPARTMENT OF STATISTICS INFORMATION DISSEMINATION SERVICES *(cont'd)*

SingStat Table Builder

The *SingStat Table Builder* contains data series from 60 public sector agencies providing a comprehensive statistical view of Singapore economic and socio-demographic characteristics. Users may create customised data tables, and export them in different file formats and download multiple tables at one go. APIs for commonly accessed tables are provided in JSON and CSV formats for ease of data retrieval. In addition, developer APIs are available for users to customise and use the parameters available to define queries. Explore data trends with this digital service at www.singstat.gov.sg/tablebuilder.

Really Simple Syndication


Really Simple Syndication (RSS) is an easy way to stay updated on the latest statistical news released by DOS. The SingStat RSS feed delivers statistical news highlights and hyperlinks to the source documents whenever the updates are posted. More information is available at www.singstat.gov.sg/whats-new/really-simple-syndication-rss.

E-survey

The *E-survey* enables business organisations to complete and submit their survey forms through the internet. Using secured encryption protocols, the *E-survey* ensures that the information transmitted through the net is secured and protected. The system features online helps and validation checks to assist respondents in completing their survey forms. With the *E-survey*, respondents do away with the tedious paper work and manual tasks of mailing or faxing their survey returns to DOS.

Statistical Enquiries and Feedback

If you have any statistical enquiries or feedback on our services, you are welcomed to:

-  Email us at **info@singstat.gov.sg**
-  Fax to us at **(65) 6332-7689**
-  Call us at **1800-3238118* (local callers)**
(65) 6332-7738 (overseas callers)

* Calls from mobile telephone lines to 1800 local toll free number may be subject to mobile airtime charges as imposed by the relevant mobile service provider.