



Complete Life Tables for Singapore Resident Population 2023-2024

Complete Life Tables for Singapore Resident Population, 2023-2024
ISSN 2591-7560

© Department of Statistics, Ministry of Trade & Industry, Republic of Singapore

Reproducing or quoting any part of this publication is permitted, provided this publication is accredited as the source. Please refer to the SingStat Website Terms of Use (<http://www.singstat.gov.sg/terms-of-use>) for more details on the conditions of use of this publication.

Our Vision

National Statistical Service of Quality, Integrity and Expertise

Our Mission

We deliver Insightful Statistics and Trusted Statistical Services that
Empower Decision Making

Our Guiding Principles

Professionalism & Expertise	<i>We adhere to professional ethics and develop statistical competency to produce quality statistics that comply with international concepts and best practices.</i>
Relevance & Reliability	<i>We produce statistics that users need and trust.</i>
Accessibility	<i>We make our statistics readily available through user-friendly platforms.</i>
Confidentiality	<i>We protect the confidentiality of information collected by us.</i>
Timeliness	<i>We disseminate statistics at the earliest possible date while maintaining data quality.</i>
Innovation	<i>We constantly seek ways to improve our processes, leveraging on new technology where feasible, to deliver better products and services to users.</i>
Collaboration	<i>We engage users on data needs, data providers and respondents on supply of data, and undertake the role of national statistical coordination.</i>

Complete Life Tables for Singapore Resident Population, 2023-2024

Background

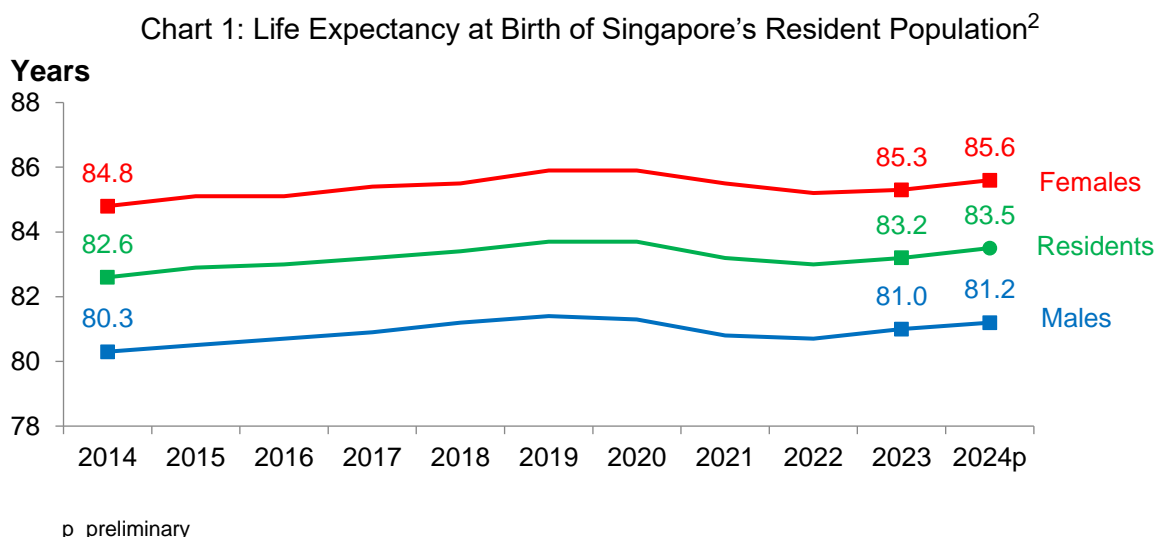
1. This annual publication reports the key trends in life expectancy in Singapore for 2023-2024 based on the complete life tables¹. [Complete life tables since 2003 and an interactive Life Expectancy Calculator](#) are available on the SingStat website.
2. These life tables depict the mortality experience of a given population, assuming that this group is subject to the current age-specific mortality rates of the reference period throughout their lives.
3. Data on life expectancy in this report shows the average number of additional years that persons (at birth or at a specific age such as age 65 years) might expect to live if these mortality rates apply throughout their lives. It does not take into account future changes in mortality. The derived life expectancies give an indication of the average longevity of the population, but do not necessarily reflect the longevity of an individual.

¹ The methodology for constructing complete life tables for the Singapore resident population is presented in the Singapore Department of Statistics' Information Paper "[Complete Life Tables 2003 – 2006 for Singapore Resident Population](#)". To reduce the impact of year-to-year random fluctuations, central death rates are derived based on the average number of deaths over a 3-year period and the mid-year population. The death rates for 2024 are preliminary as they are derived based on the average number of deaths and mid-year population in 2023 and 2024.

Key Trends

Life Expectancy at Birth

4. Life expectancy at birth for Singapore residents was 83.5 years in 2024, up 0.3 years from 2023 (Chart 1). This was 0.9 years higher than the 82.6 years in 2014.



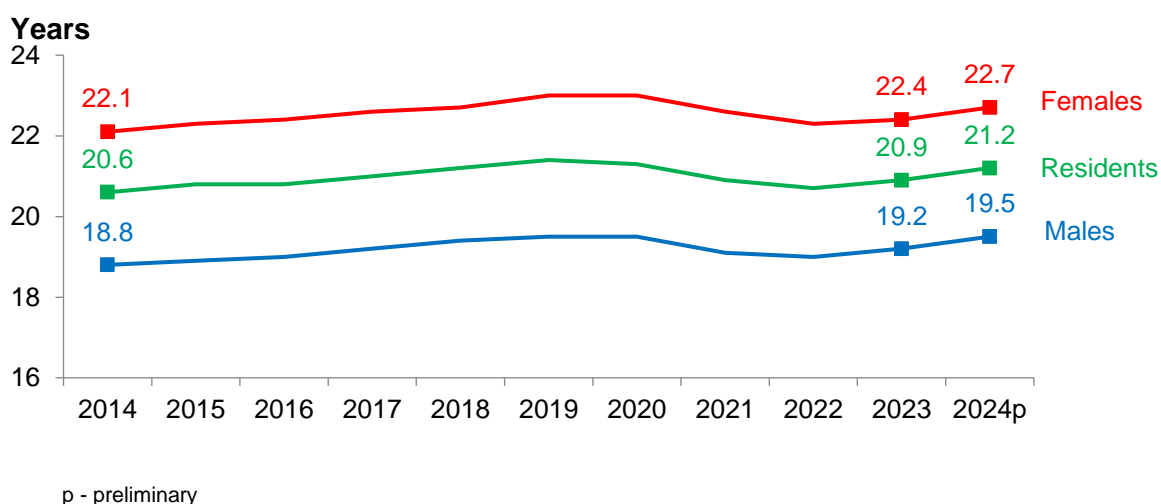
5. In 2024, the life expectancy at birth for resident males was 81.2 years, up 0.2 years from 2023. For resident females, it was 85.6 years, up 0.3 years from 2023. Over the last ten years, male life expectancy improved 0.9 years, from 80.3 years in 2014 while female life expectancy improved 0.8 years, from 84.8 years in 2014.

² Life expectancies for 2020 to 2023 were affected by higher mortality rates, particularly those observed in 2021 and 2022, arising from the COVID-19 pandemic. As these higher mortality rates are assumed to apply throughout a lifetime, life expectancy data for 2020 to 2023 may not accurately represent the number of years individuals can expect to live, if mortality rates return to pre-pandemic levels. For more information on excess mortality during the COVID-19 pandemic, please refer to <https://www.moh.gov.sg/others/resources-and-statistics/report-on-excess-mortality-during-covid-19>.

Life Expectancy at Age 65 Years

6. Life expectancy at age 65 years was 21.2 years in 2024, up 0.3 years from 20.9 years in 2023. It increased 0.6 years from 20.6 years in 2014. This improvement was reflected for both males and females. Life expectancies at age 65 years improved from 18.8 years in 2014 to 19.5 years in 2024 for males and from 22.1 years in 2014 to 22.7 years in 2024 for females (Chart 2).

Chart 2: Life Expectancy at Age 65 Years of Singapore's Resident Population

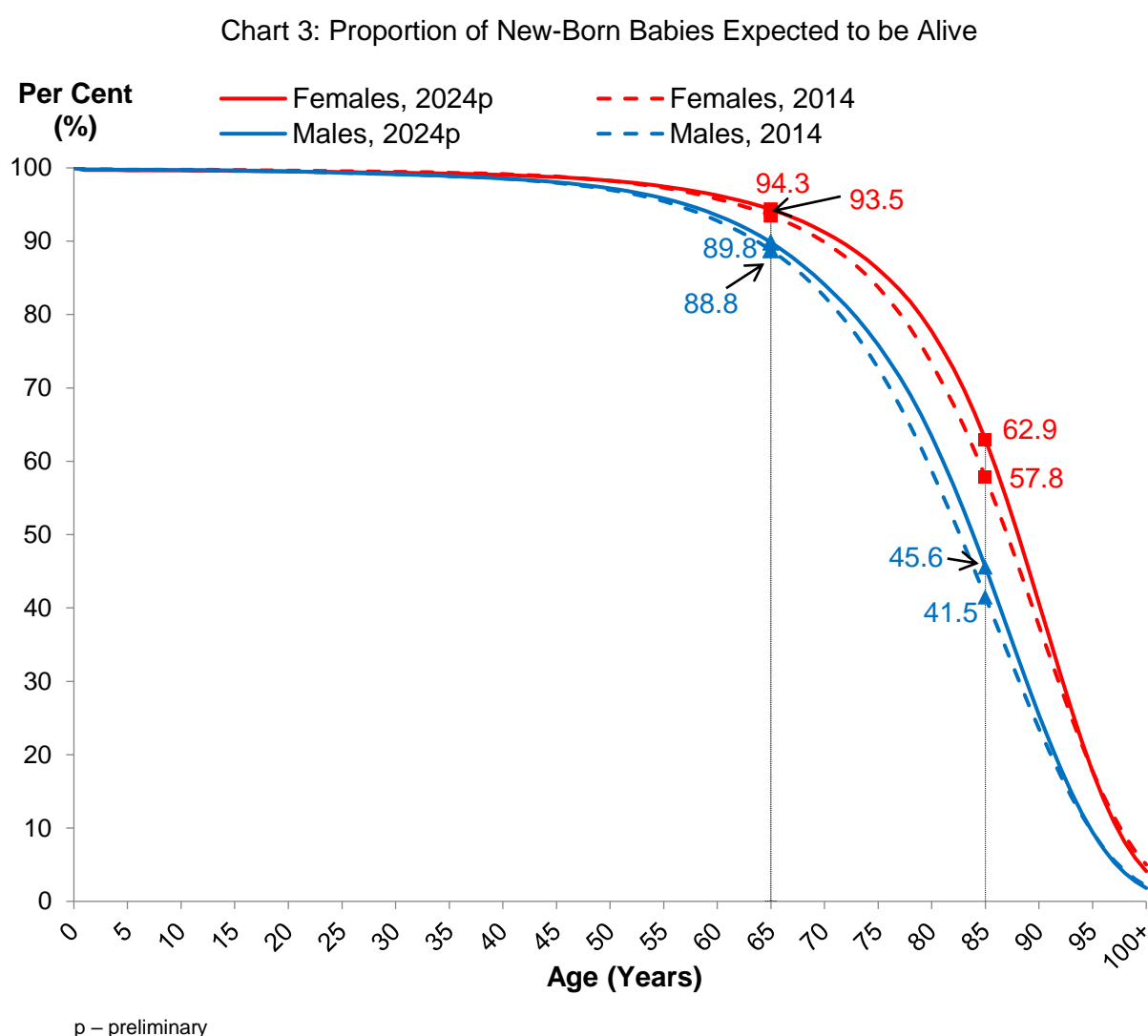


Proportion of New-Born Babies Expected to be Alive³

7. The expected survival rates of Singapore resident new-borns continued to improve in general between 2014 and 2024.

8. For new-born boys, the proportion expected to be alive at age 65 years increased from 88.8 per cent to 89.8 per cent, while the proportion expected to be alive at age 85 years showed a larger increase from 41.5 per cent to 45.6 per cent (Chart 3).

9. New-born girls showed better survival rates. The proportion expected to be alive at age 65 years increased from 93.5 per cent to 94.3 per cent, with a larger improvement in the proportion expected to be alive at age 85 years, rising from 57.8 per cent to 62.9 per cent.



Singapore Department of Statistics
27 May 2025

³ The proportion of new-born babies expected to be alive at age x is computed as the number of survivors at age x (l_x) divided by the hypothetical population of 100,000 (l_0) at age 0.

PROJECT TEAM

Senior Assistant Director

Mr Hong Renting

Assistant Director

Ms Michelle Yeo

Statistician

Ms Erica Ngan

Senior Manager

Mr Wong Kwok Wing

Assistant Manager

Ms Aida Azirah Azizan

SINGAPORE DEPARTMENT OF STATISTICS COMMUNICATIONS & INFORMATION SERVICES

The Singapore Department of Statistics (DOS) offers official statistics, data insights, visualisations, and statistical resources through user-friendly platforms.



SingStat Website

Visit this convenient gateway to access latest data and statistical information.

Data across the six major themes of Economy & Prices, Industry, Trade & Investment, Population, Households, and Society covering some 200 topics such as Gross Domestic Product, Consumer Price Index, Retail Sales and Food & Beverage Services Indices, Producer Price Indices, Business Expectations, Business Receipts Index, Trade in Services, Direct Investment, Population Indicators, Household Income, Household Expenditure, Deaths and Life Expectancy, Births and Fertility, Marriages and Divorces, and more.

Publications

- **Statistics Singapore Newsletter** - features articles on latest key statistical activities, recent survey findings, and methodological improvements.
- **Information Papers** - highlight conceptual and methodological changes and improvements in official statistics.
- **Occasional Papers** - present statistical trends and observations on important social and economic issues to stimulate discussion and research.
- **eBook of Statistics** - consolidates latest information and resources on key economic and socio-demographic domains.
- **Singapore in Figures** - allows exploration of key economic and socio-demographic statistics through interactive dashboards.

Visualisations such as infographics and interactive dashboards with latest data, and videos to explain data and statistical concepts.

Businesses Insights Tool for Enterprises (BITE) serves businesses with bite-sized data for big decisions, giving firms insights on their customers, industries, and business performance.

Advance Release Calendar with dates of upcoming data and publication releases in the next six months.



SingStat Table Builder

Access over 2,400 data tables for free across various economic and socio-demographic domains from 70 public sector agencies. Watch the [video](#) to find out how you can easily access and customise data tables.



SingStat Express

Subscribe to receive alerts on the latest press releases, occasional/ information papers, and newsletters.



SingStat Mobile App

Download the app for fast and convenient access to commonly used statistics from your mobile devices.

Over 300 charts are available across over 40 data categories for easy access to visualise data trends.



For statistical enquiries, you may reach us at:

✉ email: info@singstat.gov.sg or submit the [Data Request Form](#)

☎ phone: 1800-323 8118* (Local users) or (65) 6332 7738 (Overseas users)

* Calls from mobile telephone lines to 1800 local toll-free number may be subject to mobile airtime charges as imposed by the relevant mobile service provider.

Find us on social media!



@SingStat



@singstat_dos



@SingStatvideo



@sg-department-of-statistics

DEPARTMENT OF
STATISTICS
SINGAPORE

— Empowering You with Trusted Data —