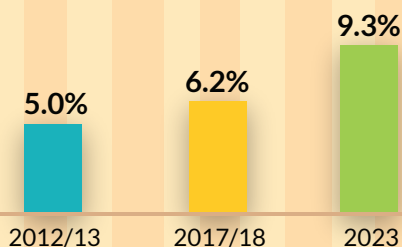
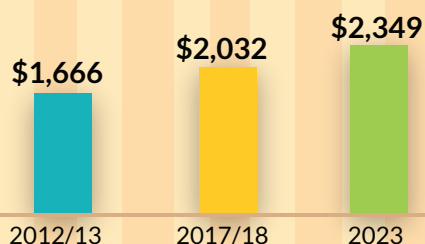


## Household Expenditure Survey 2023

### Households Comprising Solely Non-Employed Persons Aged 65 Years and Over



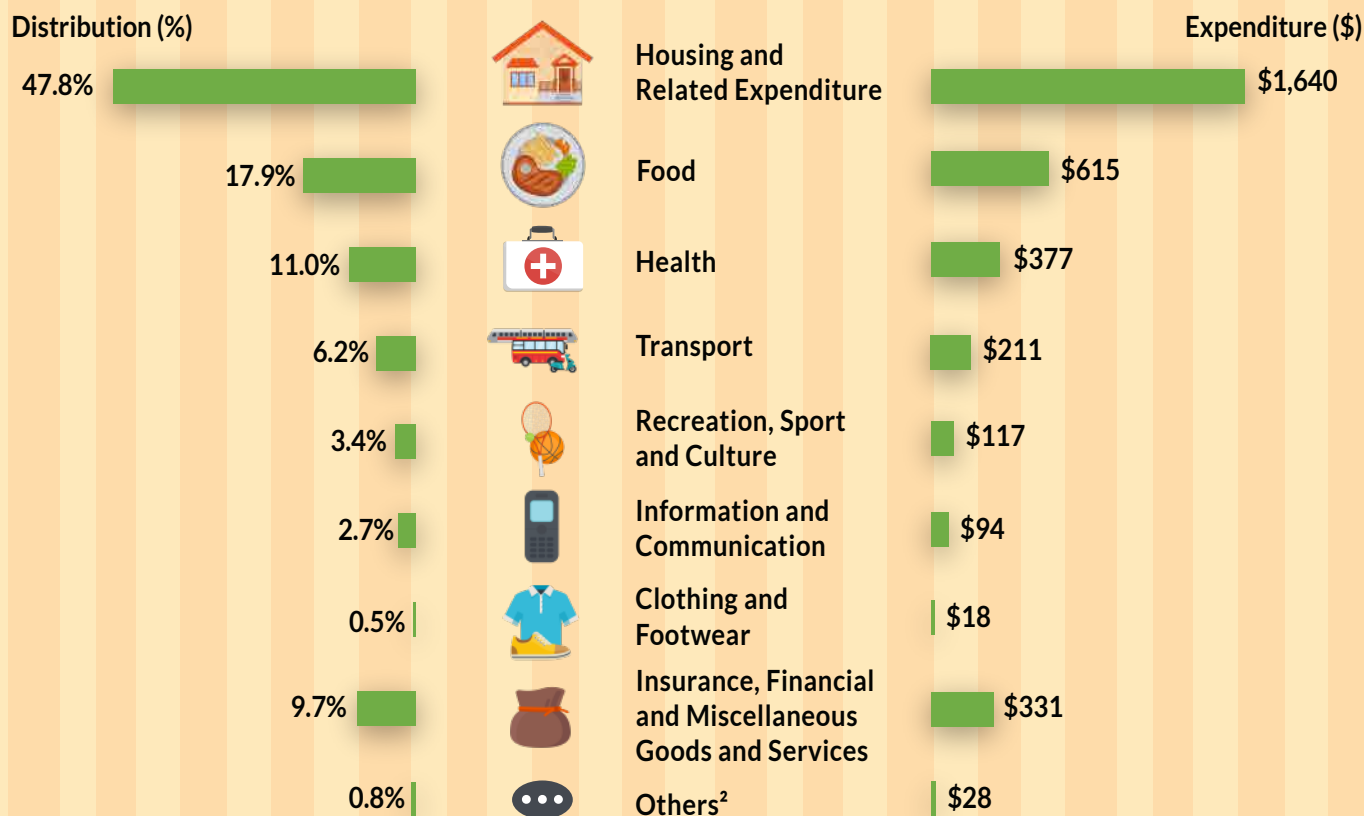
The proportion of households comprising solely non-employed persons aged 65 years and over increased to **9.3% in 2023** from **6.2% in 2017/18**, reflecting the ageing population in Singapore.



The average monthly expenditure of households comprising solely non-employed persons aged 65 years and over increased to **\$2,349 in 2023** from **\$2,032 in 2017/18**.

### Average Monthly Household Expenditure<sup>1</sup> by Type of Goods and Services

**Housing and related** expenditure as well as **food** and **health** expenditure accounted for the **largest shares** of household expenditure for 2023, making up 76.7% of the monthly expenditure of households comprising solely non-employed persons aged 65 years and over.



<sup>1</sup>Expenditure data include imputed rental of owner-occupied accommodation.

<sup>2</sup>Others include expenditure on education, expenditure on accommodation services and expenditure on alcoholic beverages and tobacco.