

Statistics of

# Foreign Affiliates in Singapore

◆ 2022 ◆



1. Statistics of foreign affiliates in Singapore are also known as inward foreign affiliates statistics (inward FATS).
2. Foreign affiliates refer to enterprises with more than 50% equity owned by a single foreign investor.



# Key Statistics of Foreign Affiliates



23,199 (▲ 8.5% YoY)

Number of Enterprises



\$ 433.3 bil (▲ 29.6% YoY)

Nominal Value Added



918,100 (▲ 6.7% YoY)

Employment



\$ 892.6 bil (▲ 16.0% YoY)

Exports of Goods & Services



\$ 814.8 bil (▲ 21.0% YoY)

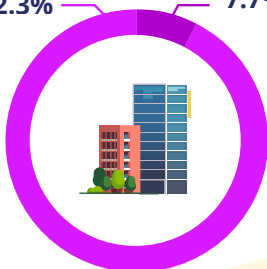
Imports of Goods & Services

# Share of Overall Economy

In 2022, foreign affiliates in Singapore contributed 68.2% of nominal value added and over 75.0% of total trade to Singapore's economy, in line with Singapore's role as an attractive international business hub.

## Number of Enterprises

Other Enterprises **92.3%**  
Foreign Affiliates **7.7%**



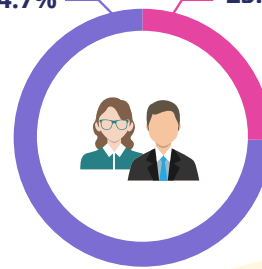
## Nominal Value Added

Other Enterprises **31.8%**  
Foreign Affiliates **68.2%**



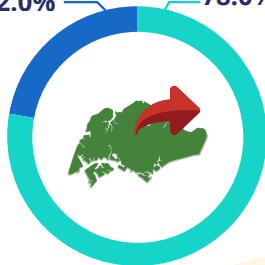
## Employment

Other Enterprises **74.7%**  
Foreign Affiliates **25.3%**



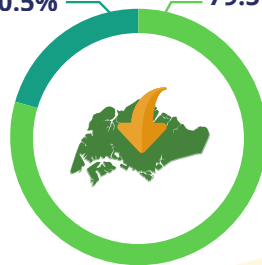
## Exports of Goods & Services

Other Enterprises **22.0%**  
Foreign Affiliates **78.0%**



## Imports of Goods & Services

Other Enterprises **20.5%**  
Foreign Affiliates **79.5%**



# Number, Employment and Value Added of Foreign Affiliates by Major Industry

