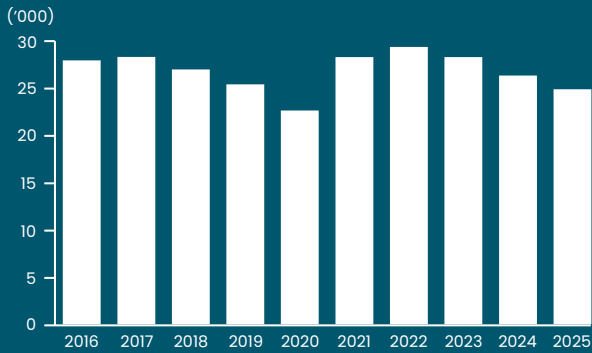


Statistics on MARRIAGES & DIVORCES 2025

Total Marriages



Marriages

 **24,688**

 **6.2% from 2024**

Yearly Average¹

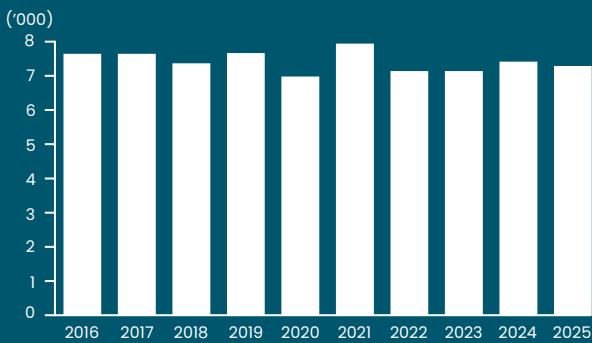
2023 to 2025

26,442

2016 to 2019

27,156

Total Divorces & Annulments



Divorces & Annulments

 **7,242**

 **1.9% from 2024**

Yearly Average²

2023 to 2025

7,247

2016 to 2019



7,540

General Marriage Rate



Males 39.1   **Females 38.1**

Per 1,000 unmarried resident males/ females aged 15-49 years

Median Age at First Marriage



Males 31.1  **Females 29.6** 
Years

General Divorce Rate

 **Males 6.1** **Females 5.8** 

Per 1,000 married resident males/ females aged 20 years & over

Median Age at Divorce


 **Males 44.3** **Females 41.2** 
Years

Marriage Cohort Dissolution Rate



13.5%

of resident marriages registered in 2014 had dissolved before their 10th anniversary³



¹ Data for 2020 - 2022 have been excluded from the average due to fluctuations in the number of marriages arising from disruptions in marriage plans due to the COVID-19 pandemic.

² Data for 2020 - 2022 have been excluded from the average as the number of dissolutions fluctuated between 2020 and 2022 due to disruption in divorce proceedings from the COVID-19 pandemic and changes in Syariah Court operations.

³ Based on local divorce and annulment records up till 2024.