

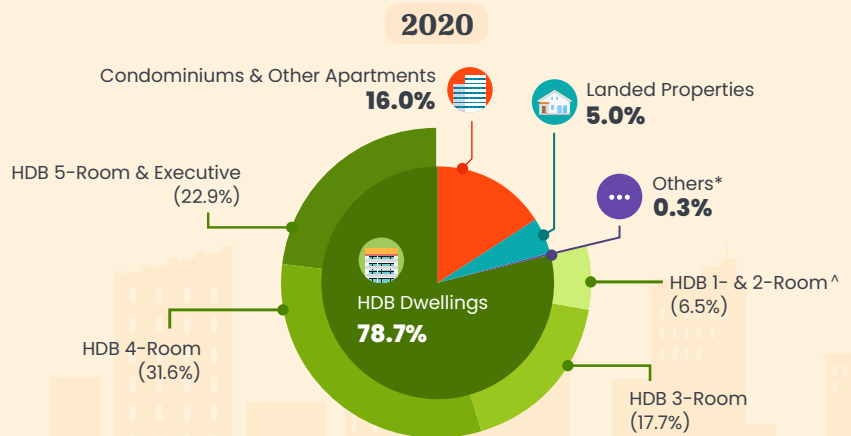
CENSUS OF POPULATION 2020

Households & Housing

Close to 9 in 10 resident households were owner-occupied, **consistently high** and a **slight increase** from 2010.




Nearly **1 in 3 households lived in a HDB 4-room flat in 2020**, which remained the most common house type over the past 10 years.



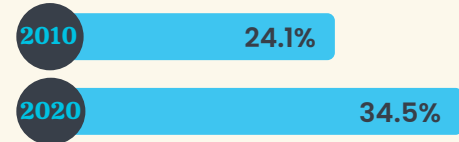
^ Includes HDB studio apartments.

* Refers to other types of dwelling not shown e.g. non-HDB shophouses, etc.

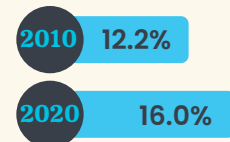
Average household size **decreased** over the past 10 years.



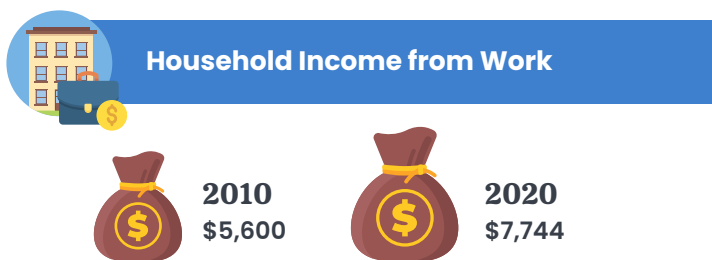
Proportion of resident households with at least 1 member aged 65 years and over **increased**.



Proportion of single person households **increased**.



Median monthly household income from work increased over the past 10 years.



Note: Household income from work includes employer CPF contributions.